605199

“

” “ ”

□ √

.....4
.....5
.....11
.....46
.....61
.....78
.....99
.....107
..... !
..... !

C û 7 · "c …fQME- 9# Ê >˜Aø O T pÕ•] ZAñZ J AÑŞ<˜cÄ Û Maư+,´p1Ñ ÔQ È ‘&7@Ã

| | | |
|---|---|---|
| | | |
| | | |
| | | |
| | | |
| | | |
| | | |
| | | |
| | | |
| | | |
| | | |
| | | |
| | | |
| | | |
| | | |
| | | |
| | | |
| | | |

| | |
|---|---|
| | |
| | |
| | Hainan Huluwa Pharmaceutical Group Co., Ltd. |
| | HULUWA |
| | |

| | | |
|---|---|---|
| | | |
| | | |
| | 8 | 8 |
| | 0898-68689766 | 0898-68689766 |
| | 0898-68631245 | 0898-68631245 |
| | hnhlwyyjtgf@163.com | hnhlwyyjtgf@163.com |

| | |
|---|---|
| | 8 |
| | 8 |
| | 570311 |
| | http://www.huluwayaoye.com/ |
| | hnhlwyyjtgf@163.com |

| | |
|---|---|
| | www.sse.com.cn |
| | |

| | | | | |
|---|---|---|---|---|
| A | | | 605199 | |

| | | |
|---|---|---|
| | | |
| | | B |
| | | |
| | | |
| | | 2 B E 3 |
| | | |
| | | 2020 7 10 -2022 12 31 |

( )

| | 2021 | 2020 | (%) | 2019 |
|---|---|---|---|---|
| | 1,353,793,179.98 | 1,161,705,769.57 | 16.53 | 1,305,918,058.70 |
| | 72,137,858.48 | 121,502,482.07 | -40.63 | 120,329,315.60 |
| | 50,424,117.91 | 81,328,132.74 | -38.00 | 90,327,568.43 |

| | | | | |
|---|---|---|---|---|
| | 102,483,892.77 | 3,299,892.58 | 3,005.67 | 144,512,810.40 |
| | | | | |
| | 2021 | 2020 | % | 2019 |
| | 928,205,925.49 | 916,477,801.88 | 1.28 | 643,935,667.58 |
| | 1,760,930,340.04 | 1,521,159,891.25 | 15.76 | 1,086,606,324.64 |

( )

| | 2021 | 2020 | (%) | 2019 |
|---|---|---|---|---|
| | 0.18 | 0.32 | -43.75 | 0.33 |
| | 0.18 | 0.32 | -43.75 | 0.33 |
| | 0.13 | 0.22 | -40.91 | 0.25 |
| % | 7.86 | 15.83 | 7.97 | 18.29 |
| % | 5.50 | 10.59 | 5.09 | 13.73 |

√ □

( )

□ √

| | | | | |
|---|---|---|---|---|
| | | | | |
| | | | | |
| | | | | |
| | | | | |
| | | | | |
| | | | | |
| | | | | |
| | | | | |
| | 111,693.15 | | 1,722,753.40 | 3,057,053.19 |
| | | | | |
| | | | | |
| | | | | |
| | | | | |
| | | | | |
| | 589,802.35 | | 363,157.58 | 715,986.93 |
| | 59,693.92 | | | |

| | | | | |
|---|---|---|---|---|
| | 3,636,597.14 | | 6,350,025.59 | 5,080,513.01 |
| | -2.45 | | | |
| | 21,713,740.57 | | 40,174,349.33 | 30,001,747.17 |
| | 21,713,740.57 | | 40,174,349.33 | 30,001,747.17 |

[ ]

1 ——

□ √

√ □

| | | | | |
|---|---|---|---|---|
| | 113,684,138.73 | 15,289,373.15 | -98,394,765.58 | |
| | | | | |
| | 113,684,138.73 | 15,289,373.15 | -98,394,765.58 | |

□ √

2021

2021 135,379.32 16.53 %
7,213.79 40.63%
5,042.41 38.00%

1

2021 11,797.63
2020 1.11

104
48
6 1 2 2 2 3 2
42 2 2 5 56

2021
5

2

“ ”

1

4 2021
4 2600 / 11000
30000 30

2

100 25 ,

3

+

3

4

800 30

5

2021

1000

**3**

“ ” 2021 GMP

QA

100% ;

WCM

**4**

WCM

“ ”

**5**

100

5 150

7 1 “ ”

“ ” “ ”

12 31 “ ”

070

2012 “C27
” GB/T 4754-2017 “
”

1

2021

2021

6,919 2020 6,156 12.39%
4,862 2020 4,347 11.85% 1004.5
2020 733.1 37.02% 755.2 2020 612.6
23.28%

2

2021 “ ”

2016

2 2016-2030
2030

3

“ ”

è

, я

10
“ 2021 ” “ 2021 ”
“ ”
“ ” “ ”
“ ” 2021
“ ”

1

CDE “ ”

S11：

2
2021 2 9

28

2021 3 5

2021 6 17 2021
，
2021 12 31

♩ o 9
“ !

WCM

298 57
96

1

34 ,
0~14 70%
48

2

19

1.

GMP

2.

“ ” “ ”

GMP

3.

“ ”

√ □

“ ” “
” ” “ ”

/

“ ” “ ”

“
TOP100 ” “ ”
2021 4g
“ ”

GMP
ICH Q10 ISO9001

GMP 2016 ISO9001

104 2 1 2 2 2 3 2 2
5

1

7

1

2 OTC-KA

3

4

5

6

7

2

2,300 24,000

25 30 1000

3 2021

30

4

2022

135,379.32 16.53%

7,213.79 40.63%

5,042.41 38.00%

( )

1.

| | | | % |
|---|---|---|---|
| | 1,353,793,179.98 | 1,161,705,769.57 | 16.53 |
| | 545,096,690.78 | 443,653,517.39 | 22.87 |
| | 545,583,163.10 | 475,295,589.14 | 14.79 |
| | 67,353,954.16 | 66,260,619.40 | 1.65 |
| | 10,572,615.09 | 8,161,112.23 | 29.55 |
| | 100,432,109.56 | 51,662,600.33 | 94.40 |
| | 102,483,892.77 | 3,299,892.58 | 3,005.67 |
| | -117,097,593.44 | -77,615,525.33 | |
| | 146,316,102.40 | 261,103,775.99 | -43.96 |

“ ” “

1500

□ √

**2.**

√ □

135,379.32 16.53%

54,509.67 22.87% 2.07

**(1).**

: :

| | | | | | | |
|---|---|---|---|---|---|---|
| | | | % | % | % | % |
| | 1,353,793,179.98 | 545,096,690.78 | 59.74 | 16.53 | 22.87 | 2.07 |
| | | | | | | |
| | | | % | % | % | % |
| | 828,815,115.83 | 379,202,606.23 | 54.25 | 38.63 | 28.82 | 3.49 |
| | 303,171,209.83 | 84,304,227.70 | 72.19 | -15.4 | 1.38 | 4.6 |
| | 140,592,172.54 | 44,668,925.68 | 68.23 | 4.44 | 17.62 | |

| | | | | | | |
|---|---|---|---|---|---|---|
| | | | | | | 3.56 |
| | | | | | | |
| | 81,214,681.78 | 36,920,931.17 | 54.54 | 14.61 | 31.2 | 5.75 |
| | 1,353,793,179.98 | 545,096,690.78 | 59.74 | 16.53 | 22.87 | 2.07 |
| | | | | | | |
| | | | % | % | % | % |
| | 70,429,582.30 | 13,920,590.43 | 80.23 | -4.37 | 0.97 | 1.05 |
| | 96,697,477.97 | 33,997,356.00 | 64.84 | -7.73 | 2.28 | 3.44 |
| | 371,789,325.52 | 121,650,944.22 | 67.28 | 37.32 | 41.91 | 1.06 |
| | 199,091,543.73 | 110,389,115.43 | 44.55 | -5.88 | 1.88 | 4.23 |
| | 295,666,278.74 | 147,422,831.73 | 50.14 | 31.09 | 39.32 | 2.94 |
| | 54,989,070.87 | 16,125,079.24 | 70.68 | 10.24 | 4.25 | 1.69 |
| | 265,129,900.85 | 101,590,773.73 | 61.68 | 17.54 | 25.02 | 2.29 |
| | 1,353,793,179.98 | 545,096,690.78 | 59.74 | 16.53 | 22.87 | 2.07 |
| | | | | | | |
| | | | % | % | % | % |
| | 434,524,582.77 | 229,667,281.40 | 47.15 | 11.05 | 14.33 | 1.51 |
| | 533,441,597.59 | 77,421,975.20 | 85.49 | 5.2 | 6.24 | 0.14 |
| | 385,826,999.62 | | | | | |

| | | | | | | |
|---|---|---|---|---|---|---|
| | | | | | | 2.83 |
| | 1,353,793,179.98 | 545,096,690.78 | 59.74 | 16.53 | 22.87 | 2.07 |

1 16.53% 2.07

2 38.63%
3.49

3 , 46.53% 2.83
,

**(2).**

√ □

| | | | | | % | % | % |
|---|---|---|---|---|---|---|---|
| | | 52,746.91 | 41,748.75 | 20,937.56 | 16.78 | 6.01 | 110.65 |
| | | 27,316.70 | 27,787.65 | 1,883.98 | 58.74 | 80.36 | -20.00 |
| | | 13,319.68 | 13,917.04 | 3,219.47 | 81.08 | 68.61 | -15.65 |
| | | 15,527.55 | 15,823.40 | 1,953.31 | -14.43 | -7.92 | -13.15 |
| | | 12,467.24 | 13,844.68 | 1,037.45 | 23.75 | 44.77 | -57.04 |
| | | 13,138.85 | 14,506.55 | 1,162.28 | 8.74 | 37.69 | -54.06 |
| | | 10,946.10 | 11,945.77 | 1,607.09 | -38.63 | -24.78 | -38.35 |
| | | 1,309.35 | 1,163.56 | 172.42 | 58.68 | 37.40 | 547.45 |
| | | 589.79 | 291.40 | 379.71 | 1.63 | -43.40 | 366.88 |

2021

**(3).**

□ √

**(4).**

| | | | | | | | |
|---|---|---|---|---|---|---|---|
| | | | (%) | | (%) | (%) | |
| | | 424,828,621.11 | 77.94 | 334,061,276.99 | 75.3 | 27.17 | |
| | | 45,202,822.71 | 8.29 | 31,650,897.71 | 7.13 | 42.82 | |
| | | 75,065,246.96 | 13.77 | 77,941,342.69 | 17.57 | -3.69 | |
| | | | | | | | |
| | | | (%) | | (%) | (%) | |
| | | 302,270,947.39 | 55.44 | 232,188,979.07 | 52.34 | 30.18 | |
| | | 29,522,466.70 | 5.42 | 18,815,991.88 | 4.24 | 56.9 | |
| | | 47,412,443.75 | 8.7 | 43,372,087.93 | 9.78 | 9.32 | |
| | | 62,684,988.52 | 11.5 | 55,725,715.61 | 12.56 | 12.49 | |
| | | 7,863,622.89 | 1.44 | 7,275,316.78 | 1.64 | 8.09 | |
| | | 13,755,616.28 | 2.52 | 20,157,611.30 | 4.54 | -31.76 | |
| | | 32,478,783.13 | 5.96 | 26,331,611.40 | 5.94 | 23.35 | |
| | | 3,799,610.14 | 0.7 | 2,884,652.65 | 0.65 | 31.72 | |

| | | | | | | | |
|---|---|---|---|---|---|---|---|
| | | 8,390,532.41 | 1.54 | 8,759,984.47 | 1.97 | -4.22 | |
| | | 27,393,902.08 | 5.03 | 19,814,970.91 | 4.47 | 38.25 | |
| | | 4,017,122.97 | 0.74 | 2,674,936.40 | 0.6 | 50.18 | |
| | | 5,506,654.52 | 1.01 | 5,651,658.99 | 1.27 | -2.57 | |

(5).

□ √

(6).

□ √

(7).

A.

54,371.45 40.16%

0 0 %

2021

| | | | | |
|---|---|---|---|---|
| 1 | 1 | 210,870,323.82 | 15.58% | |
| 2 | 2 | 126,999,204.10 | 9.38% | |
| 3 | 3 | 122,248,505.50 | 9.03% | |
| 4 | 4 | 42,620,753.84 | 3.15% | |
| 5 | 5 | 40,975,720.49 | 3.03% | |
| | | 543,714,507.76 | 40.16% | |

50% 5

□ √

B.

20,068.62 41.26%

0 0%

2021

| | | | | |
|---|---|---|---|---|
| 1 | 1 | 57,130,729.32 | 11.75% | |

| | | | | |
|---|---|---|---|---|
| 2 | 2 | 47,975,004.36 | 9.86% | |
| 3 | 3 | 46,065,972.08 | 9.47% | |
| 4 | 4 | 29,089,618.94 | 5.98% | |
| 5 | 5 | 20,424,898.99 | 4.20% | |
| | | 200,686,223.69 | 41.26% | |

50% 5

□ √

**3.**

√ □

| | 2021 | 2020 | % | |
|---|---|---|---|---|
| | 545,583,163.10 | 475,295,589.14 | 14.79% | |
| | 67,353,954.16 | 66,260,619.40 | 1.65% | |
| | 10,572,615.09 | 8,161,112.23 | 29.55% | |
| | 100,432,109.56 | 51,662,600.33 | 94.40% | |
| | 723,941,841.91 | 601,379,921.10 | 20.38% | |

**4.**

**(1).**

√ □

| | |
|---|---|
| | 100,432,109.56 |
| | 17,544,167.12 |
| | 117,976,276.68 |
| % | 8.71 |
| % | 14.87 |

**(2).**

√ □

| | |
|---|---|
| | 53 |
| % | 2.2 |
| | |

| | |
|---|---|
| | |
| | 0 |
| | 3 |
| | 31 |
| | 15 |
| | 4 |
| | |
| | |
| 30 30 | 23 |
| 30-40 30 40 | 17 |
| 40-50 40 50 | 8 |
| 50-60 50 60 | 3 |
| 60 | 2 |

(3).

√ □

2021 11,797.63 8.71%

3.1

2

(4).

□ √

5.

√ □

| | 2021 | 2020 | | |
|---|---|---|---|---|
| | 9,345,938.02 | 1,692,258.23 | 452.28% | |
| | 73,020,288.58 | 55,926,590.40 | 30.56% | |
| | 441,202,747.64 | 317,808,324.76 | 38.83% | |
| | 203,982,887.42 | 150,598,055.26 | 35.45% | |
| | 14,111,693.15 | 210,722,753.40 | -93.30% | |

| | | | | |
|---|---|---|---|---|
| | 110,960.00 | 76,860.00 | 44.37% | |
| | 20,303,722.22 | | | |
| | 137,623,968.81 | 59,415,138.73 | 131.63% | “<br>” “<br>“ |
| | 14,000,000.00 | 209,000,000.00 | -93.30% | |
| | | 20,000,000.00 | | |
| | 4,900,000.00 | 173,119,000.00 | | |
| | 464,219,100.00 | 242,271,500.00 | 91.61% | |
| | 12,080,000.00 | 1,870,000.00 | 545.99% | |
| | 238,575,000.00 | 98,892,686.00 | 141.25% | |
| | 73,748,333.21 | 7,995,929.26 | 822.32% | 2020 |
| | 22,559,664.39 | 49,268,108.75 | -54.21% | |

( )

□ √

( )

√ □

1.

| | | % | | % | % | |
|---|---|---|---|---|---|---|
| | 487,680,839.98 | 27.69 | 345,877,444.02 | 22.74 | 41.00 | |
| | 15,289,373.15 | 0.87 | 113,684,138.73 | 7.47 | -86.55 | |
| | 4,183,678.16 | 0.24 | 30,357,653.64 | 2.00 | -86.22 | |
| | 14,372,315.31 | 0.82 | 3,793,471.85 | 0.25 | 278.87 | |
| | 149,689,166.54 | 8.49 | 22,731,399.43 | 1.49 | 558.51 | “ ” “ “ |
| | 7,945,991.59 | 0.45 | | | | |
| | 21,624,407.69 | 1.23 | 4,080,240.57 | 0.27 | 429.98 | |
| | 1,008,360.20 | 0.06 | 707,317.72 | 0.05 | 42.56 | |
| | 8,121,059.61 | 0.46 | 15,073,912.84 | 0.99 | -46.13 | |
| | 438,982,101.94 | 24.93 | 210,278,118.94 | 13.82 | 108.76 | |
| | 44,749,980.75 | 2.54 | 7,003,474.75 | 0.46 | 538.97 | |
| | 28,472,774.89 | 1.62 | 20,222,771.41 | 1.33 | 40.80 | |
| | 56,128,823.84 | 3.19 | 20,694,942.02 | 1.36 | 171.22 | |
| | 0.00 | 0.00 | 52,046,666.66 | 3.42 | | |

| | | | | | | |
|---|---|---|---|---|---|---|
| | 4,101,277.33 | 0.23 | 0.00 | | | |
| | 32,358,868.27 | 1.84 | 8,111,674.18 | 0.53 | 298.92 | |

**2.**

□ √

**3.**

√ □

| | | |
|---|---|---|
| | 15,100,994.23 | |
| | 184,873,492.33 | |
| | 12,635,537.14 | |
| | 212,610,023.70 | |

**4.**

□ √

**( )**

√ □

2012

(2).

√ □

√ □

| | | | | | | | | | | | |
|---|---|---|---|---|---|---|---|---|---|---|---|
| | | | | | | | | | | | |
| | | | 9 | | | | 2010.03.30<br>-2030.02.28 | | | | |
| | | | 4 | | | | | | | | |
| | | | 9 | | | | 2010.07.27<br>2030.07.26 | | | | |
| | | | 9 | | | | 2006.8.25<br>-2026.8.24 | | | | |

| | | | | | | | | | | | |
|---|---|---|---|---|---|---|---|---|---|---|---|
| | | | 9 | | | | 2006.8.25<br>-2026.8.24 | | | | |
| | | | 6 | -<br>(<br>) | | | 2010.03.02<br>-2030.03.01 | | | | |
| | | | 4 | | | | 2013.09.06<br>-2033.09.05 | | | | |

√ □

2021 4 2021 96

√ □

| | | |
|---|---|---|
| 4g*8 / | 22.81 24.09( | 414 |
| 4g*16 / | 45.62 49.28( | 304 |
| 4g*12 / | 34.22( / ) | 80 |
| 4mg | 8.7-15.51 / | 1,216 |
| 40mg*14 / | 15.5 22.4( / ) | 84 |
| 0.1g*12 / | 18.5 28.2( / ) | 82 |
| 0.4g*36 | 29.1( / ) | 0 |

√ □

1 /

2 2021

3 2021 ( 2021 )

√ □

| | | | (%) | % | % | % |
|---|---|---|---|---|---|---|
| | 82,881.51 | 37,920.26 | 54.25 | 38.63 | 28.82 | 3.49 |
| | 30,317.12 | 8,430.42 | 72.19 | -15.4 | 1.38 | -4.6 |
| | 14,059.22 | 4,466.89 | 68.23 | 4.44 | 17.62 | -3.56 |
| | 8,121.47 | 3,692.09 | 54.54 | 14.61 | 31.20 | -5.75 |

1

2

√ □

| | | | % |
|---|---|---|---|
| | | 445,434.90 | 59.37 |
| | | 602,658.77 | 65.48 |
| | | 286,295.38 | 63.11 |
| | | 444,139.94 | 60.53 |
| | | 769,141.51 | 57.97 |
| | | 57,380.70 | 57.46 |

1 2021
2

**2.**

**(1).**

√ □

104 17 87

| | | | | | | |
|---|---|---|---|---|---|---|
| | | | | | | |
| | | | | | | |

(2).

√ □

| | | | | | | |
|---|---|---|---|---|---|---|
| | | | | | | |
| | | 4 | | | | |

1 II

II

| | | | | | | |
|---|---|---|---|---|---|---|
| YKRH00154 2 | YKRH00154 | 2 | | | | |
| YKRH00001 2 | YKRH00001 | 2 | COVID-19 | | | |
| | | 3 | | | | |
| | | 1 | | | | |
| BE | | 4 | | | | |
| | | 4 | 6 6<br>/ ADHD) | | | |
| | | 4 | | | | |
| | | 4 | | | | |

| | | | | | | |
|---|---|---|---|---|---|---|
| | | | | | | |
| | | 4 | | | | |
| | | 4 | 2 14<br>2<br>14 | | | BE |
| | | 3 | IRDS | | | , |
| D3<br>III | D3<br>III | 4 | | | | (<br>,<br>) |

| | | | | | | |
|---|---|---|---|---|---|---|
| D3 | D3 | 4 | | | | (<br>,<br>) |
| | | 3 | . | | | (<br>,<br>) |
| | | 4 | | | | |

: 6.1 , 1

(3).

√ □

| | | | | | | / |
|---|---|---|---|---|---|---|
| 1 | | | | | 40mg | Zollinger-Ellison |
| 2 | | | | | 0.5g | |
| 3 | | | | | 1.0g/<br>2.0g | |
| 4 | | | | | 0.5g/<br>1.0g/<br>2.0g | |
| 5 | | | | | 1.0g | |

| | | | | | | |
|---|---|---|---|---|---|---|
| | | | | | | |
| 6 | | | | | 2ml:10mg/<br>2ml:20mg | |
| 7 | | | | | 30mg | |
| 8 | | 3 | | | 4mg/ml | 6 6 /<br>ADHD |
| 9 | | 3 | | | 30ml:15mg | 1 |
| 10 | | 4 | | | 50mg | |
| 11 | | | | | 1 0.5g<br>2 1.0g<br>3 2.0g | |
| 12 | | 4 | | | 0.65 g<br>0.725 g<br>0.375 g<br>3.375 g | |
| 13 | | 4 | | | 100ml:2g | |
| 14 | | 4 | | | 30ml:1.2g | |

(4).

□ √

(5).

√ □

(6).

√ □

| | | % | % | % |
|---|---|---|---|---|
| | 13,206.52 | 2.96 | 3.36 | 0.00 |
| | 21,636.87 | 3.52 | 2.93 | 8.74 |
| | 4,041.39 | 1.30 | 1.02 | 24.72 |
| | 25,807.82 | 5.07 | 3.20 | 15.25 |
| | 14,566.20 | 1.20 | 5.60 | 29.59 |
| | 2,078.24 | 2.48 | 1.34 | 29.24 |
| | | | | 14,566.20 |
| % | | | | 2,078.24 |
| % | | | | 12.68 |
| % | | | | 14.87 |

√ □

1 8.71% 2

√ □

| | | | | % | % | |
|---|---|---|---|---|---|---|
| | 1,981.20 | 226.78 | 1,754.42 | 1.46 | 215.37 | |
| | 973.19 | 973.19 | 0 | 0.72 | 12.04 | |
| | 485.21 | 485.21 | 0 | 0.36 | 848.09 | |
| | 7,827.03 | 7,827.03 | 0 | 5.78 | 106.69 | |
| | 531.00 | 531.00 | 0 | 0.39 | 0 | |
| | 11,797.63 | 10,043.21 | 1,754.42 | 8.71 | 111.64 | |

3.

(1).

√ □

“ ” “ ” “ ”

(2).

√ □

| | | % |
|---|---|---|
| | 41,932.50 | 76.86 |
| | 10,508.83 | 19.26 |
| | 689.19 | 1.26 |

| | | |
|---|---|---|
| | 822.40 | 1.51 |
| | 180.67 | 0.33 |
| | 241.59 | 0.44 |
| | 9.45 | 0.02 |
| | 8.51 | 0.02 |
| | 165.18 | 0.30 |
| | 54,558.32 | 100 |

√ □

| | | |
|---|---|---|
| | | % |
| | 117,549.84 | 26.35 |
| | 240,699.06 | 39.13 |
| | 128,867.80 | 41.41 |
| | 227,003.05 | 44.56 |
| | 421,541.81 | 34.70 |
| | 28,647.14 | 34.24 |
| | | 162,372.23 |
| | | 54,558.32 |
| % | | 40.30 |

√ □

54,558.32 14.79%

40.30% 2020

**4.**

□ √

( )

√ □

510 51% 490 49%
2021 1 20

**1.**

□ √

**2.**

√ □

| | | | | | | | % | |
|---|---|---|---|---|---|---|---|---|
| | 30,759.78 | 22.91 | 2,156.19 | | 2,179.10 | 7.08 | 7.08 | |
| | 58,870.43 | 2,111.60 | 9,223.37 | | 11,334.97 | 19.25 | 16.00 | |
| | 89,630.21 | 2,134.51 | 11,379.56 | | 13,514.07 | | | |

**3.**

√ □

( )

| | | | | |
|---|---|---|---|---|
| | | | | |
| | | | | |

| | | | | |
|---|---|---|---|---|
| | | | 15,289,373.15 | 15,289,373.15 |
| | | | 15,289,373.15 | 15,289,373.15 |

**4.**

□ √

**( )**

□ √

**( )**

√ □

√ □

**1**

1,000.00 10,286.37 -203.08 28,426.21 2,125.38

**2**

200.00 250.03 -122.28 301.00 -253.06

**3**

5,000.00 51,595.05 8,124.07 28,709.72 537.46

**4**

1,000.00 5,272.26 583.84 9,601.45 111.14

**5**

880.00 788.39 -1,042.72 375.26 -350.14

**( )**

□ √

**( )**

√ □

1

2021

2022
OTC KA

4
2022 “ ” “ ”
“ ”

5

2022
2021 3
2022
2022 “
”

( )
√ □
**1**

**2**

**3**

**4**

“
”

“ ”

5

6

( )

□ √

□ √

√ □

1

2

“ ”

3

7 3

**4**

**5**

**6**

“ e ”

□ √

□ √

□ √

| | | | | |
|---|---|---|---|---|
| | 2021 3 2 | www.sse.com.cn | 2021 3 3 | 2021 9 |
| | 2021 5 11 | www.sse.com.cn | 2021 5 12 | 2020 13 |

| | | | | |
|---|---|---|---|---|
| | | | | |

□ √

□ √

**( )**

√ □

| | ( ) | | | | | | | | | | |
|---|---|---|---|---|---|---|---|---|---|---|---|
| | | | 52 | 2016-02-26 | | 0 | 0 | 0 | | 140.00 | |
| | | | 55 | 2016-02-26 | | 0 | 0 | 0 | | 76.27 | |
| | | | 54 | 2019-08-19 | | 0 | 0 | 0 | | 72.74 | |
| | | | 46 | 2018-11-16 | | 0 | 0 | 0 | | 19.86 | |
| | | | 61 | 2018-11-16 | | 0 | 0 | 0 | | 10 | |
| | | | 56 | 2019-09-05 | | 0 | 0 | 0 | | 10 | |
| | | | 53 | 2020-05-19 | | 0 | 0 | 0 | | 10 | |
| | | | 70 | 2018-11-16 | | 0 | 0 | 0 | | 0 | |
| | | | 49 | 2018-11-16 | | 0 | 0 | 0 | | 19.95 | |
| | | | 60 | 2016-02-10 | | 0 | 0 | 0 | | 17.94 | |
| | | | 49 | 2016-03-08 | | 0 | 0 | 0 | | 35.93 | |

| | | | | | | | | | | | |
|---|---|---|---|---|---|---|---|---|---|---|---|
| | | | 55 | 2016-03-08 | | 0 | 0 | 0 | | 28.80 | |
| | | | 66 | 2016-03-08 | | 0 | 0 | 0 | | 27.41 | |
| | | | 40 | 2021-06-18 | | 0 | 0 | 0 | | 26.96 | |
| | | | 35 | 2019-08-02 | 2021-6-18 | 0 | 0 | 0 | | 5.78 | |
| | / | / | / | / | / | | | | / | 501.64 | / |

2022 3 3

| | |
|---|---|
| | 2001 9 2006 8 2006 5 2018 8 2007 12 2016 2 2016 2 |
| | 1988 8 1996 6 1996 7 1998 12 1999 1 1999 12 2000 1 2005 7 2005 8 2006 10 2006 11 2007 12 2008 1 2012 6 2012 6 2016 2 2016 2 |
| | 1993 3 1997 7 1997 9 2000 4 2001 10 2018 8 2018 9 2018 11 2018 11 2019 8 |
| | 1999 8 2005 2 2005 3 2007 2 2007 5 2008 2 2008 3 2008 6 2008 7 2012 2 2012 3 2018 11 |

1983 8 2000 10 2 ﻟ ž Ǿ Ǿ è 7 2 1جى

| | |
|---|---|
| | 2005 8 2018 11 |
| | 1987 7 1989 1 1989 1 1992 6<br>1992 6 1998 4 1998 4 1999 10<br>1999 10 2012 12<br>2001 10 2004 12 2004 12 2009 9<br>2009 10 2011 3 2011 3 2013 7<br>2014 1 2019 9 |
| | 1991 6 2005 10 2005 10 2008 3 2008 3 |
| | 1969 11 1995 12 1996 1 1998<br>1 1998 2 2009 12<br>2013 2018 11 2016 2 2018 11 2018 11 |
| | 1997 8 1998 6 0 1999 3 2000 6<br>2000 6 2004 9 OA 2004 9 2009 9<br>2009 9 2012 2 2012 3<br>2018 11 |
| | 1983 9 1992 8 1992 9 1996 1<br>1996 1 2012 3<br>2012 4 2016 2 |
| | 1995 7 1999 2 1999 3 2001 10<br>2001 11 2006 12 2007 1 |

ث ≤ Ã

| | |
|---|---|
| | 1994 2 1996 12 1997 1 2000 12<br>2001 1 2005 11 2005 12 2006 11 2007 11 |
| | 2006 3 2007 3 2007 3 2015 2<br>2015 3 2019 2 2019 2 2021 6 2021 6 |
| | 2013 9 2014 6 2014 10 2018 3<br>2018 3 2019 7 2019 8 -2021 6 |

□ √

( )

1.

√ □

| | | | | |
|---|---|---|---|---|
| | | | | |
| | | | 2012 4 | |
| | | | 2018 8 | |
| | | | | |

2.

√ □

| | | | | |
|---|---|---|---|---|
| | | | | |
| | | | 2006 5 | |
| | | | 2015 12 | |
| | | | 2013 7 | |
| | | | 2015 11 | 2022 2 |
| | | | 2011 9 | |
| | | | 2012 7 | |
| | | | 2014 12 | |
| | | | 2021 1 | |
| | | | 2005 8 | |
| | | | 2009 9 | |
| | | | 2016 5 | |
| | | | 2016 4 | |
| | | | 2021 6 | |
| | | | 2019 2 | 2022 2 |
| | | | 2015 9 | 2021 8 |
| | | | 2014 1 | |
| | ( ) | | 2008 3 | |
| | | | 2021 9 | |

| | | | | |
|---|---|---|---|---|
| | | | | |

2018 10

| | | |
|---|---|---|
| 2021 | 2021 2<br>9 | 1.<br>2. 2021<br>3. 2021<br>4. 2021<br><br>5.<br>6. 2021-2023<br><br>7<br><br>8 2021<br>A<br><br>9.<br><br>10<br><br>11. 2021 |
| | 2021 4<br>16 | 1. 2020<br>2. 2020<br>3. 2020<br>4. 2020<br><br>5. 2020<br>6. 2020<br>7. 2020<br>8. 2020<br>9. 2020<br><br>10. 2020<br>11. 2021<br>12. 2020<br><br>13. 2021<br>14. 2021<br>——<br>15. 2021<br>——<br>70%<br>16. <<br>><br>17. <<br>><br>18.<br>19. 2020 |

| | | |
|---|---|---|
| 2021 | 2021 4 28 | 2021 |
| 2021 | 2021 6 18 | |
| 2021 | 2021 7 13 | |
| | 2021 8 26 | 1. 2021<br>2. 2021 |
| 2021 | 2021 10 28 | 2021 |

**( )**

| | | | | | | | | |
|---|---|---|---|---|---|---|---|---|
| | | | | | | | | |
| | | 7 | 7 | 2 | 0 | 0 | | 2 |
| | | 7 | 7 | 4 | 0 | 0 | | 2 |
| | | 7 | 7 | 0 | 0 | 0 | | 2 |
| | | 7 | 7 | 1 | 0 | 0 | | 2 |
| | | 7 | 7 | 4 | 0 | 0 | | 2 |
| | | 7 | 7 | 0 | 0 | 0 | | 2 |
| | | 7 | 7 | 2 | 0 | 0 | | 2 |

□ √

| | |
|---|---|
| | 7 |
| | 1 |
| | 0 |
| | 6 |

**( )**

□ √

**( )**

□ √

√ □

**(1).**

| | |
|---|---|
| | |
| | |
| | |
| | |

**(2).** **1**

| | | | |
|---|---|---|---|
| 2021 1 25 | | < > | |

**(3).** **1**

| | | | |
|---|---|---|---|
| 2021 4 14 | 2020 2021 | 2020 2021 | |

**(4).** **4**

| | | | |
|---|---|---|---|
| 2021 4 14 | 2020 2020 2020 2021 | 2020 2020 2020 2021 | |
| 2021 4 23 | 2021 | 2021 | |
| 2021 8 25 | 2021 2021 | 2021 2021 | |
| 2021 10 28 | 2021 | 2021 | |

**(5).** **1**

| | | | |
|---|---|---|---|
| 2021 6 7 | | | |

**(6).**

□ √

□ √

**( )**

| | |
|---|---|
| | 937 |
| | 1,335 |
| | 2,272 |
| | 36 |

**( )**

√ □

| | |
|---|---|
| | 41,720.55 |
| | 72,5935.81 |

**( )**

√ □

2021 12 31

“ ” 2021

72,137,858.48 187,337,704,64

240,734,208.11

2021

2021

2021

2021

2021

2021

2021

2021

**( )**

√ □

| | |
|---|---|
| | √ □ |
| | √ □ |
| | √ □ |
| | √ □ |
| | √ □ |

**( )**

√ □

| | |
|---|---|
| | |
| “ | |

| | |
|---|---|
| ”<br><br>3 —— 2022<br><br>2021 | 3<br>—— 2022 |

( )

□ √

( )

□ √

□ √

□ √

□ √

( )

□ √

( )

√ □

√ □

,

□ √

√ □

√ □

2021

www.sse.com.cn

□ √

**( )**

√ □

**1.**

√ □

**1**

| / | | | (mg/L) | | |
|---|---|---|---|---|---|
| DW001 | PH | | 6-9 | | |
| | | | 50 | | |
| | | | 50 | | |
| | | | 20 | | |
| | CODCr | | 100 | | |

| | | | | | |
|---|---|---|---|---|---|
| | N | GB21904-2008 / | 20 | | |
| | | | 30 | | |
| | | | 1.0 | | |
| | | | 30 | | |
| | HgCl2 | | 0.07 | | |
| | | | 0.5 | | |
| | | | 0.5 | | |
| | | | 1.0 | | |
| | | | 2.0 | | |
| | | | 2.0 | | |
| | | | 0.3 | | |
| | | | 0.5 | | |
| | | | 0.5 | | |
| | | | 0.05 | | |

DW002

GB21904-2008 /

| | | | | | |
|---|---|---|---|---|---|
| | | GB16297-1996 | 4.0 | | |
| | | GB 14554-93 | 20 | | |
| | | GB16297-1996 | 1.0 | | |
| | | GB 14554-93 | 1.5 | | |
| | | GB 14554-93 | 0.06 | | |
| MF0166 | | GB16297-1996 | 4.0 | | |
| MF0117 | | GB16297-1996 | 1.0 | | |
| MF0165 | | GB16297-1996 | 4.0 | | |
| MF0165 | | GB 14554-93 | 20 | | |
| MF0001 | | GB16297-1996 | 1.0 | | |

t/a

| | | t/a | t/a | t/a | t/a | t/a |
|---|---|---|---|---|---|---|
| | | 2.43 | 2.43 | 2.43 | / | / |
| | | 0.369 | 0.369 | 0.369 | / | / |
| | | 0.9225 | 0.9225 | 0.9225 | / | / |

**3**

| | | | | |
|---|---|---|---|---|
| | | | | |
| 3 | 65dB A | 55dB A | GB12348-2008 3 | |

**4**

| | | | | |
|---|---|---|---|---|
| | | (t) | (t) | (t) |

| | | | | |
|---|---|---|---|---|
| | HW02 | 1.794 | 1.794 | 0 |
| | HW03 | 40.698 | 40.698 | 0 |
| | HW08 | 0.05 | 0.05 | 0 |
| | HW49 | 5.989 | 5.989 | 0 |
| | / | 40.5 | 40.5 | 0 |

1

| / | | | | | |
|---|---|---|---|---|---|
| | | | (mg/L) | | |
| DW001 | pH | GB 21906-2008, GB 21908-2008 | 6.0~9.0 | | |
| | | | 60 | | |
| | | | 10 | | |
| | | | 80 | | |
| | N | | 20 | | |
| | P | | 0.5 | | |
| | | | 0.5 | | |
| | NH3-N | | 10 | | |
| | | | 20 | | |
| | | | 30 | | |
| | | | 15 | | |
| | | | 0.07 | | |
| DW002 | N | | 20 | | |
| | | | 20 | | |
| | P | | 1.0 | | |
| | | | 60 | | |
| | | | 20 | 0- | |

| | | | | | |
|---|---|---|---|---|---|
| | | | | | t/a |
| | | 0.0112 | / | / | / |
| | | 0.0028 | / | / | / |
| | | 0.014 | / | / | / |

3

| | | | | |
|---|---|---|---|---|
| | | | | |
| | 06 22 | 22 06 | GB12348-2008 | |
| | | | | |
| | | | GB12348-2008 | |

4

| | (t) | (t) | (t) |
|---|---|---|---|
| | 5.50 | 5.50 | 0 |
| | 0.2 | 0.2 | 0 |
| | 0.2 | 0.2 | 0 |
| | 0.2 | 0.2 | 0 |
| | 1 | 1 | 0 |

1

| / | | | | | |
|---|---|---|---|---|---|
| | | | (mg/L) | | |
| | pH | GB21906-2008 | 6.0~9.0 | | |
| | | | 50 | | |
| | | | 50 | | |
| | BOD5 | | 180 | | |
| | COD | | 400 | | |
| | N | | 30 | | |
| | | | 20 | | |
| | | | 5 | | |
| | | | 30 | | |
| | HgC12 | | 0.07 | | |
| | | | 0.5 | | |
| | | | 0.5 | | |
| | | | 1.0 | | |
| | | | 2.0 | | |
| | | | 2.0 | | |
| | | | 0.3 | | |
| | | | 0.5 | | |
| | | | 0.5 | | |
| | | GB8978- | 20 | | |

| | | | | | |
|---|---|---|---|---|---|
| | LAS | 1996 | | | |
| | | GB21906-2008 | 0.05 | | |
| | | | * | | |
| | | | 0.1 | | |
| | | | 0.5 | | |
| | | | 0.5 | | |
| | | | 1.0 | | |
| | | | 1.0 | | |
| | CODCr | | 500 | | |
| | BOD5 | | 350 | | |
| | | | 400 | | |
| | | | 45 | | |
| | | | 70 | | |
| | | | 8 | | |
| | | | 100 | | |
| | pH | / | / | | |
| | CODCr | / | / | | |
| | | / | / | | |
| | | | | | |
| | | t/a | t/a | t/a | t/a |
| | CODCr | 5.722 | 5.722 | 5.722 | 5.722 |
| | | 0.954 | 0.954 | 0.954 | 0.954 |
| | | 2.861 | 2.861 | 2.861 | 2.861 |

2

| | | | | | |
|---|---|---|---|---|---|
| / | | | | | |
| | | | (mg/L) | | |
| | | GB 13271-2014 | 20 | | |
| | SO2 | | 50 | | |
| | NOX | | 200 | | |
| | | | ≤1 | | |
| 1 | | GB16297-1996 | 120 | | |
| 2 | | GB 6297-1996 | 120 | | |
| 3 | | GB16297-1996 | 120 | | |
| 4 | | GB16297-1996 | 120 | | |
| | | | | | |
| | | t/a | t/a | t/a | t/a |
| | | 2.3 | 2.3 | 2.3 | 2.3 |

| | | | | | |
|---|---|---|---|---|---|
| | | 1 | 1 | 1 | 1 |
| | | 0.4 | 0.4 | 0.4 | 0.4 |

3

| | | | | |
|---|---|---|---|---|
| | | | | |
| 3 | 65dB A | 55dB A | GB12348-2008<br>3 | |

4

| | | (t) | (t) | (t) |
|---|---|---|---|---|
| | HW03 | 8 | 8.15 | 1.6 |
| | HW49 | 0 | 0 | 0 |
| | / | 0 | 0 | 0 |

1

| / | | | | | |
|---|---|---|---|---|---|
| | | | (mg/L) | | |
| DW001 | P | GB/T31962-2015 | 8mg/L | | |
| | | | 643 | | |
| | NH3-N | | 30mg/L | | |
| | | | 350mg/L | | |
| | | | 200mg/L | | |
| | pH | | 6-9mg/L | | |
| | | | 140mg/L | | |
| | N | | 40mg/L | | |
| DW002 | / | / | / | | |
| t/a | | | | | |
| | | | | | |
| | CODcr | / | / | / | / |
| | | / | / | / | / |

2

| | | | | | |
|---|---|---|---|---|---|
| / | | | | | |
| | | | (mg/Nm3) | | |
| 1#DA001 | | GB16297-1996 | 120mg/Nm3 | | |
| 3#DA002 | | GB16297-1996 | 120mg/Nm3 | 28m | |
| 2#DA003 | | GB16297-1996 | 120mg/Nm3 | 28m | |

| | | | | | |
|---|---|---|---|---|---|
| t/a | | | | | |
| | | | | | |
| | | / | / | / | / |
| | SO2 | / | / | / | / |
| | NOx | / | / | / | / |
| | VOCs | / | / | / | / |
| | | | | | |
| / | | | | | |
| | | | (mg/L) | | |
| MF0001 | | GB16297-1996 | 4.0mg/Nm3 | | |
| MF0002 | | GB16297-1996 | 4.0mg/Nm3 | | |
| MF0003 | | GB16297-1996 | 4.0mg/Nm3 | | |
| MF0004 | | GB16297-1996 | 4.0mg/Nm3 | | |
| MF0005 | | GB16297-1996 | 4.0mg/Nm3 | | |
| MF0006 | | GB16889-2008 | 4.0mg/Nm3 | | |
| MF0007 | | GB16297-1996 | 4.0mg/Nm3 | | |
| MF0008 | | GB16297-1996 | 4.0mg/Nm3 | | |
| MF0009 | | GB16297-1996 | 4.0mg/Nm3 | | |
| MF0010 | | GB16297-1996 | 4.0mg/Nm3 | | |
| MF0011 | | GB16297-1996 | 4.0mg/Nm3 | | |
| MF0012 | | GB16297-1996 | 4.0mg/Nm3 | | |
| MF0013 | | GB16297-1996 | 1.0mg/Nm3 | | |
| MF0014 | | GB16297-1996 | 4.0mg/Nm3 | | |
| MF0015 | | GB16297-1996 | 4.0mg/Nm3 | | |
| MF0016 | | GB 14554-93 | 20 | / | |
| MF0017 | | GB16297-1996 | 1.0mg/Nm3 | | |
| MF0018 | | GB16297-1996 | 1.0mg/Nm3 | | |
| MF0019 | | GB 14554-93 | 20 | / | |
| MF0020 | | GB 14554-93 | 0.06mg/Nm3 | / | |

| | | | | | |
|---|---|---|---|---|---|
| MF0021 | | GB 14554-93 | 1.5mg/Nm3 | / | |
| MF0022 | | GB16297-1996 | 1.0mg/Nm3 | | |
| MF0023 | | GB16297-1996 | 1.0mg/Nm3 | | |
| MF0024 | | GB16297-1996 | 1.0mg/Nm3 | | |
| MF0025 | | GB16297-1996 | 1.0mg/Nm3 | | |
| MF0026 | | GB16297-1996 | 1.0mg/Nm3 | | |
| t/a | | | | | |
| | | | | | |
| | | / | / | / | / |
| | SO2 | / | / | / | / |
| | NOx | / | / | / | / |
| | VOCs | / | / | / | / |

3

| | | | | |
|---|---|---|---|---|
| | .dB A | .dB A | | |
| | 65 | 55 | GB12348-2008 | |
| | 65 | 55 | | |
| | 65 | 55 | | |

4

| | | | | | |
|---|---|---|---|---|---|
| | | (t) | | | |
| | | 35.37 | | 35.37 | |
| | | 2026.86 | | 2026.86 | |
| | | 84 | | 84 | |
| | | 250 | | / | |
| | | 10 | | 10 | |
| | | 0.18 | | 0.18 | |
| | | 1.2 | | / | |

1

| | | | | | |
|---|---|---|---|---|---|
| / | | | | | |
| | | | | | |

| | | | | | |
|---|---|---|---|---|---|
| | | | (mg/L) | | |
| DW001 | | | 150mg/L | | |
| | | | 0.5mg/L | | |
| | | GB/T 31962-2015 | 10mg/L | | |
| | pH | | 6.5-9.5 | | |
| | | | 300mg/L | | |
| | NH3-N | | 25mg/L | | |
| | | | 150mg/L | | |
| | | | 64 | | |
| | | | 0.5mg/L | | |

2

| / | | | | | |
|---|---|---|---|---|---|
| | | | (mg/L) | | |
| DA002 | | GB13271-2014 | 50mg/Nm3 | 8m | |
| | | | 20mg/Nm3 | | |
| | | | 200mg/Nm3 | | |
| | | GB16297-1996 | 120mg/Nm3 | | |
| | | | | | |
| | | t/a | t/a | t/a | t/a |
| | | 0.005448 | 0.005448 | 0.005448 | / |
| | SO2 | 0.008184 | 0.008184 | 0.008184 | / |
| | NOx | 0.0648 | 0.0648 | 0.0648 | / |

3

| | | | | |
|---|---|---|---|---|
| | | | | |
| 2 | 60dB A | 50dB A | GB12348-2008 | |

4

| | | (t) | (t) | (t) |
|---|---|---|---|---|
| | HW49 | 2 | 2 | 0 |

1

/ ı ✓ ı ñ ñ ŏ

| | | | | | |
|---|---|---|---|---|---|
| | COD | GB5084-2005 | ≤ 200 | | |
| | SS | | ≥ 100 | | |
| | | | ≤ 100 | | |
| | | | —— | | |
| | | | —— | | |
| | | | —— | | |

2

| / | | | | | |
|---|---|---|---|---|---|
| | | | (mg/L) | | |
| FQ-50834 | | DB44/765-2019 | 20 | 22m | |
| | | | 35 | | |
| | | | 150 | | |
| | | | 200 | | |
| | | | —— | | |
| | | | ≤1 | | |

| | | | | | |
|---|---|---|---|---|---|
| | | t/a | t/a | t/a | t/a |
| | | 1.38 | 1.38 | / | / |
| | | 0.51 | 0.51 | / | / |
| | | 0.58 | 0.58 | / | / |

3

| | | | | |
|---|---|---|---|---|
| | | | | |
| 2 | 60dB A | 50dB A | GB12348-2008 2 | |

4

| | | | | | |
|---|---|---|---|---|---|
| | | (t) | (t) | (t) | (t) |
| 67 | | 211.29 | 67.61 | 67.61 | 0 |
| | | 4352 | 1393 | 1393 | 0 |

| | | |
|---|---|---|
| | Uv | |
| | | |
| | | |
| | | |

| | | |
|---|---|---|
| | | |
| | OA | |
| | | |
| | 13m | |
| | | |

| | | |
|---|---|---|
| | | |
| | | |
| | 8m | |
| | | |
| | | |

| | | |
|---|---|---|
| | | |
| | “ ” 15 | |
| | | |

**3.**

√ □

| | | |
|---|---|---|
| GMP | 2012 09 18<br>GMP<br>GMP 2012<br>1662 | 2014 09 22<br>GMP<br>2014 1818 |
| GMP N06 | | 2018 9<br>2018 9<br>12 10 7<br>12 6 |
| GMP | 2021 08<br>GMP<br>2021 005 | |

| | | |
|---|---|---|
| | 2002 11 29<br>2002<br>17 | 2008 4<br>2008 27 |

| | | |
|---|---|---|
| | 2021 3<br><br><br>2021 23 | |

| | | |
|---|---|---|
| GMP | 2016 11<br>“ ”<br><br>2016 56 | 2019 1 21<br>“ ”<br><br>2019<br>6 |
| GMP | 2022 1<br>“ ”<br><br>2022 9 | |

| | | |
|---|---|---|
| | 1 2017 1 17<br>[2017]7<br><br><br>2 2018 7 27<br><br><br><br><br>“<br>” “<br>” “<br><br>” “<br>” 3 2018 10<br>22<br><br>“<br>” “<br><br>” | 1 2018 8 14<br><br><br>2<br>2018 9 17<br>[2018]22 |

| | | |
|---|---|---|
| GMP | GMP | 2003 10 10<br>GMP |
| | | 2005 9 8<br>GMP<br>2005 026 |
| | | |

| | | |
|---|---|---|
| | 2019 1 14 | 2019 4 23 |
| | [2019]2 | 2019 5 22 |

[2019]52

| | |
|---|---|
| | 2018<br>9 11<br>451302201816L |

| | |
|---|---|
| | 2019<br>3 22<br>130802-2019-012-L |

| | |
|---|---|
| | 2019<br>9 11<br>440823-2019-53-L |

5.

√ □

| | |
|---|---|
| 2017 12 29 | |
| 2020 12 07 | |

| | |
|---|---|
| 2019 10 15 | |

| | |
|---|---|
| 2020 3 6 | , |

| | |
|---|---|
| 2020 1 10 | |

| | |
|---|---|
| 2020 04 07 | |

| | |
|---|---|
| 2019 4 22 | |

6.

**( )**

√ □

| | | | | | | | | |
|---|---|---|---|---|---|---|---|---|
| | | | | | | | | |
| | | | 1 | 1 | | | | |
| | | | 1 | 1 | | | | |
| | | | 2 | 2 | | | | |
| | | | 3 | 3 | | | | |
| | | | 4 | 4 | | | | |

| | | | | | | | | |
|---|---|---|---|---|---|---|---|---|
| | | | 5 | 5 | | | | |
| | | | 4 | 4 | | | | |
| | | | 4 | 4 | | | | |

**1**

1.

2. 10%

3.

4.

5.

1.

“ ”

2. 5%

3.

25%

4.
25%
5.
6. /
7.

1.
“ ”
2. 5%

3. /
4.

1

1.

2. 5%

3.

1 IP0 2021 12 26

2
3

1

2

3 /
/

/
25%
4
5
6

1

2

3

25%

4

5

6

**2**

1 “ ”

2

3 ”

1 /

2

3

4

5

6

1. “ ”

2. 5% 5%

3. 5% 5%

1 /

**4**

1
2
3
4
5

2021 2 9 2021 2021 3 2 2021
2021

1

3

2 ——

4

3 ——

2021-2023

1 /
2 / / 10

3 / /
4 / / /
/
5 /

6
7

1 / /

2 / / 10

3 / /
4 /

5
6

1

2

3
4
5
6

7
8

**( )**

□ □ √

**( )**

□ √

□ √

□ √

“ ”

□ √

√ □

1. 2021 1 1 21

——

(1)

(30)

1) 2021 1 1

| | | | |
|---|---|---|---|
| | 2020 12 31 | | 2021 1 1 |
| | | 945,481.28 | 945,481.28 |
| | 20,694,942.02 | 338,301.09 | 21,033,243.11 |
| | | 554,479.99 | 554,479.99 |
| | 181,857,002.80 | -393,422.07 | 181,463,580.73 |
| | 9,674,696.63 | -446,122.27 | 9,228,574.36 |

2)

5%

3)

12

(2)

(3)

(4)

14 ——

2. 2021 1 26 2021 14

3. 2021 12 31 15 “
”

□ √

□ √

□ √

| | |
|---|---|
| | |
| | |
| | 100 |
| | 7 |

| | | |
|---|---|---|
| | | 20 |
| | | 0 |

□ √

□ √

**( )**

□ √

**( )**

□ √

**( )**

□ √

□ √

√ □

**( )**

□ √

**( )**

√ □

: :

| : | | | | | | | | | |
|---|---|---|---|---|---|---|---|---|---|
| ( ) | ( ) | | | ( ) | ( ) | ( ) | ( ) | ( ) | ( ) |
| | | / | | “ ” | 274.18 | | 2020 8 2020 01 23 2020 9 21 | / | 2020 01 23 2020 01 23 2020 01 23 ; |

| | | | | | | | | | |
|---|---|---|---|---|---|---|---|---|---|
| | | | | 100<br><br><br><br><br><br>174.18<br><br>2020<br>4<br><br>2020 8<br><br><br><br>2020<br>01<br>23 | | | 2020<br>10 12<br><br><br>——<br><br>2020<br>11<br>16<br><br><br>2020<br>01<br>23<br>2020<br>01<br>23<br><br>2021 1<br>29<br><br><br><br><br><br><br><br>2021 4<br>30<br><br><br>2021 6 | | |

| | | | | | | | | | |
|---|---|---|---|---|---|---|---|---|---|
| | | | | | | | | | |

**( )**

□ √

□ √

□ √

**( )**

**1**

□ √

**2**

□ √

**3**

□ √

**( )**

**1**

□ √

**2**

□ √

**3**

□ √

**4**

□ √

**( )**

**1**

□ √

**2**

□ √

**3**

□ √

**( )**

**1**

□ √

**2**

□ √

**3**

□ √

**( )**

□ √

**( )**

□ √

**( )**

**1**

□ √

**2**

□ √

**3**

□ √

**¼ õ õ å**

F2+X ¶ =F2+X

… } 7 s 1/ý ê"A 1

| œ ( ) F õ õ å Ä = 5 ) € œ (,´ õ Å | | | | | | | | | | | | | | |
|---|---|---|---|---|---|---|---|---|---|---|---|---|---|---|
| õ é | õ é > : 2 œ ( ,´ £3+ | >Û õ é | õ H NÍ | õ +O O • AÞ1®5¢ | õ C§ û | õ `O | õ 2« » | õ (™ Ä ² 9 Å | õ _ V "4ÿ •>\| ¼" | õ _ V Fn O | õ Fn O H NÍ | ý õ õ å | _ V j £ 6„ é õ | £6„ £3+ |
| | | | | | | | | | | | | | | |

| | |
|---|---|
| Õ z O µ õ +ONÍ 8AÑ Ä = 5 ) € œ (,´ õ Å | |
| Õ z O [ õ ‰NÍ 8AÑ Ä $ Å Ä = 5 ) € œ (,´ õ Å | |
| œ ( ú ¦ € œ ( ) € œ (,´ õ õ å | |
| Õ z O µ ) € œ ( õ +ONÍ 8AÑ | |
| Õ z O [ ) € œ ( õ ‰NÍ 8AÑ Ä % Å | |
| œ ( õ kNÍ õ å Ä 5 ) € œ (,´ õ Å | |
| õ kNÍ Ä $ % Å | |
| õ kNÍ • œ ( ðCt ×,´" » | |
| ¦ ] Ö | |
| j6Ñ L Ã ÎLu × f ê ú ¦ £6„ é Ë õ ,´H NÍ Ä & Å | |
| -$ Õ FL$ Õ jCt ×CO j)·CµE÷ ,´>Û õ )B‘ Ë,´ j Ñ õ H NÍ Ä ' Å | |
| õ kNÍCµE÷ ðCt × G 6,´H NÍ Ä ( Å | |
| :F 9N© õ H NÍ 8AÑ Ä & ' ( Å | |
| Z ` O õ 7- ¯ õF V$5 ¯CS +B$ > | |
| õ õ åB$ > | |

( )

1.

(1)

√ □

| | | | | |
|---|---|---|---|---|
| | | 1,400 | 0 | 0 |

□ √

(2)

√ □

| | | | | | | | | | | | | | | |
|---|---|---|---|---|---|---|---|---|---|---|---|---|---|---|
| | | | | | | | | | ( ) | | | | | ( ) |
| | | 1,400 | 2021-7-20 | 2021-10-19 | | | | 3.2% | 11.17 | 11.17 | | | | |

□ √

(3)

□ √

2.

(1)

□ √

□ √

(2)

□ √

□ √

(3)

□ √

3.

□ √

( )

□ √

□ √

( )

1

| | | | | | | | | | |
|---|---|---|---|---|---|---|---|---|---|
| | | (%) | | | | | | | (%) |

| | | | | | | | | | |
|---|---|---|---|---|---|---|---|---|---|
| | 360,008,752 | 89.98 | 0 | 0 | 0 | -53,240,752 | -53,240,752 | 306,768,000 | 76.67 |
| 1 | 0 | 0 | 0 | 0 | 0 | 0 | 0 | 0 | 0 |
| 2 | 0 | 0 | 0 | 0 | 0 | 0 | 0 | 0 | 0 |
| 3 | 360,008,752 | 89.98 | 0 | 0 | 0 | -53,240,752 | -53,240,752 | 306,768,000 | 76.67 |
| | 268,066,000 | 67.00 | 0 | 0 | 0 | -10,600,000 | -10,600,000 | 257,466,000 | 64.35 |
| | 91,942,752 | 22.98 | 0 | 0 | 0 | -42,640,752 | -42,640,752 | 49,302,000 | 12.32 |
| 4 | 0 | 0 | 0 | 0 | 0 | 0 | 0 | 0 | 0 |
| | 0 | 0 | 0 | 0 | 0 | 0 | 0 | 0 | 0 |
| | 0 | 0 | 0 | 0 | 0 | 0 | 0 | 0 | 0 |
| | 40,100,000 | 10.02 | 0 | 0 | 0 | 53,240,752 | 53,240,752 | 93,340,752 | 23.33 |
| 1 | 40,100,000 | 10.02 | 0 | 0 | 0 | 53,210,752 | 53,210,752 | 93,310,752 | 23.32 |
| 2 | 0 | 0 | 0 | 0 | 0 | 0 | 0 | 0 | 0 |
| 3 | 0 | 0 | 0 | 0 | 0 | 0 | 0 | 0 | 0 |
| 4 | 0 | 0 | 0 | 0 | 0 | 0 | 0 | 0 | 0 |

**( )**

□ √

**( )**

| | |
|---|---|
| ( ) | 41,733 |
| ( ) | 38,560 |
| | 0 |
| | 0 |

**( )**

:

| | | | | | | | |
|---|---|---|---|---|---|---|---|
| | | | (%) | | | | |
| | 0 | 167,079,000 | 41.76 | 167,079,000 | | 0 | |
| | 0 | 57,519,000 | 14.38 | 57,519,000 | | 0 | |

| | | | |
|---|---|---|---|
| LOF | 278,500 | | 278,500 |
| | | | |
| | | | |
| | | | |
| | | | |

√ □

| | | | | | |
|---|---|---|---|---|---|
| | | | | | |
| 1 | | 167,079,000 | 2023 7 10 | 0 | |
| 2 | | 57,519,000 | 2023 7 10 | 0 | |
| 3 | | 32,868,000 | 2023 7 10 | 0 | |
| 4 | | 19,556,460 | 2023 7 10 | 0 | |
| 5 | | 18,789,540 | 2023 7 10 | 0 | |
| 6 | | 10,956,000 | 2023 7 10 | 0 | |
| | | | | | |

**( ) 10**

□ √

**( )**

**1**

√ □

| | |
|---|---|
| | |
| | |
| | 2012 4 16 |
| | |
| | |
| | |

**2**

□ √

**3**

□ √

**4**

□ √

**5**

√ □




**( )**

**1**

□ √

**2**

√ □

| | |
|---|---|
| | |
| | |
| | |

| | |
|---|---|
| 10 | |
| | |
| | |
| | |
| | |
| 10 | |

**3**

□ √

**4**

□ √

**5**

√ □

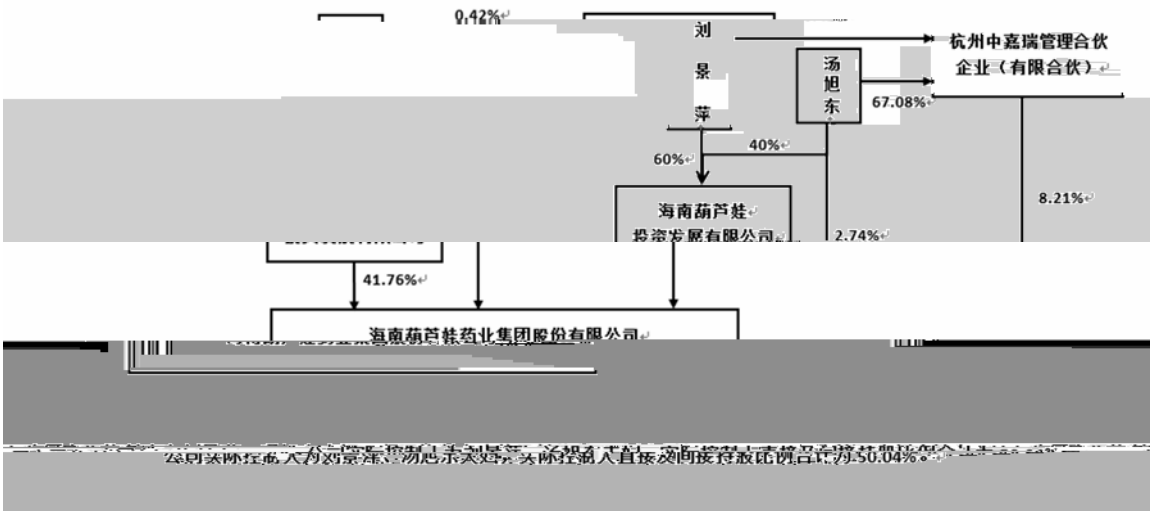
0.42%
刘
景
萍
汤
旭
东
杭州中嘉瑞管理合伙
企业（有限合伙）
67.08%
60%
40%
8.21%
海南葫芦娃
投资发展有限公司
2.74%
41.76%
海南葫芦娃药业集团股份有限公司

**6**

□ √

**( )**

□ √

**80%**

□ √

√ □

| | | | | | |
|---|---|---|---|---|---|
| | | 2010 8 16 | 91330103560554845B | 21,000,000 | |
| | | | | | |

□ √

□ √

□ √

√ □

2021 12 31 2021

2021 12 31 2021

“

”

( )

1.

38 61 1

2021 13.54

2.

(1)

(2)

(3)

(4)

(5)

(6)

(7)

( )

1.

10 5

2021 12 31 3.40

2021 25.12% 2021 19.32%

2.

(1)

(2)

(3)

(4)

(5)

(6)

(7)

(8)

( )

( )

( )

( )

( )

( )

.

2021 12 31

:

: :

| | | 2021 12 31 | 2020 12 31 |
|---|---|---|---|
| | | | |
| | 1 | 487,680,839.98 | 345,877,444.02 |
| | | | |
| | | | |
| | | | |
| | | | |
| | | | |
| | 5 | 340,126,052.51 | 270,258,919.49 |
| | 6 | 15,289,373.15 | 113,684,138.73 |
| | 7 | 11,949,656.55 | 9,674,696.63 |
| | | | |
| | | | |
| | | | |
| | 8 | 4,183,678.16 | 30,357,653.64 |
| | | | |
| | | | |
| | | | |
| | 9 | 213,225,030.54 | 185,990,670.02 |
| | | | |
| | | | |
| | | | |
| | 13 | 14,372,315.31 | 3,793,471.85 |
| | | 1,086,826,946.20 | 959,636,994.38 |
| | | | |
| | | | |
| | | | |
| | | | |
| | | | |

| | | | |
|---|---|---|---|
| | | | |
| | | | |
| | | | |
| | | | |
| | 21 | 371,722,720.89 | 394,057,012.60 |
| | 22 | 149,689,166.54 | 22,731,399.43 |
| | | | |
| | | | |
| | 25 | 7,945,991.59 | |
| | 26 | 113,991,687.32 | 124,873,013.71 |
| | 27 | 21,624,407.69 | 4,080,240.57 |
| | | | |
| | 29 | 1,008,360.20 | 707,317.72 |
| | 30 | 8,121,059.61 | 15,073,912.84 |
| | | | |
| | | 674,103,393.84 | 561,522,896.87 |
| | | 1,760,930,340.04 | 1,521,159,891.25 |
| | | | |
| | 32 | 438,982,101.94 | 210,278,118.94 |
| | | | |
| | | | |
| | | | |
| | | | |
| | 35 | 44,749,980.75 | 7,003,474.75 |
| | 36 | 104,376,777.95 | 147,916,757.99 |
| | | | |
| | 38 | 66,002,099.30 | 83,092,783.37 |
| | | | |
| | | | |
| | | | |
| | | | |
| | 39 | 22,247,538.99 | 17,585,351.20 |
| | 40 | 28,472,774.89 | 20,222,771.41 |
| | 41 | 24,405,849.24 | 26,927,486.94 |
| | | | |
| | | | |
| | | | |
| | | | |
| | | | |
| | 43 | 56,128,823.84 | 20,694,942.02 |
| | 44 | 8,580,272.90 | 10,802,061.91 |
| | | 793,946,219.80 | 544,523,748.53 |
| | | | |
| | | | |
| | 45 | | 52,046,666.66 |
| | | | |
| | | | |
| | | | |

| | | | |
|---|---|---|---|
| | 47 | 4,101,277.33 | |
| | | | |
| | | | |
| | | | |
| | 51 | 32,358,868.27 | 8,111,674.18 |
| | | | |
| | | | |
| | | 36,460,145.60 | 60,158,340.84 |
| | | 830,406,365.40 | 604,682,089.37 |
| | | | |
| | 53 | 400,108,752.00 | 400,108,752.00 |
| | | | |
| | | | |
| | | | |
| | 55 | 290,564,747.73 | 290,564,747.73 |
| | | | |
| | | | |
| | | | |
| | 59 | 50,194,721.12 | 43,947,299.35 |
| | | | |
| | 60 | 187,337,704.64 | 181,857,002.80 |
| | | 928,205,925.49 | 916,477,801.88 |
| | | 2,318,049.15 | |
| | | 930,523,974.64 | 916,477,801.88 |
| | | 1,760,930,340.04 | 1,521,159,891.25 |

2021 12 31

:

: :

| | | 2021 12 31 | 2020 12 31 |
|---|---|---|---|
| | | | |
| | | 359,352,837.67 | 271,862,009.41 |
| | | | |
| | | | |
| | | | |
| | 1 | 229,427,477.89 | 201,094,356.70 |
| | | 9,366,536.87 | 26,157,041.57 |
| | | 6,971,280.35 | 3,322,042.96 |

| | | | |
|---|---|---|---|
| | 2 | 305,512,981.01 | 268,592,388.81 |
| | | | |
| | | | |
| | | 119,492,502.09 | 89,034,681.92 |
| | | | |
| | | | |
| | | | |
| | | 10,309,984.88 | 20,934.67 |
| | | 1,040,433,600.76 | 860,083,456.04 |
| | | | |
| | | | |
| | | | |
| | | | |
| | 3 | 165,900,000.00 | 160,800,000.00 |
| | | | |
| | | | |
| | | | |
| | | 150,039,890.34 | 164,168,741.75 |
| | | 125,825,976.55 | 21,955,091.49 |
| | | | |
| | | | |
| | | 5,909,573.06 | |
| | | 48,651,825.13 | 49,008,285.85 |
| | | 21,624,407.69 | 4,080,240.57 |
| | | | |
| | | 584,858.05 | 152,525.53 |
| | | 2,158,551.90 | 1,745,737.98 |
| | | | |
| | | 520,695,082.72 | 401,910,623.17 |
| | | 1,561,128,683.48 | 1,261,994,079.21 |
| | | | |
| | | 325,177,684.01 | 104,586,826.39 |
| | | | |
| | | | |
| | | 44,749,980.75 | |
| | | 70,682,131.52 | 82,053,717.52 |
| | | | |
| | | 26,477,614.08 | 11,099,147.39 |
| | | 9,132,937.09 | 6,617,679.81 |
| | | 19,142,208.80 | 19,242,477.70 |
| | | 21,187,367.95 | 23,824,955.06 |
| | | | |
| | | | |

| | | | |
|---|---|---|---|
| 1 9 µ ^CO j | | | |
| 0 ¤ µ ` O,´MŽ#q Ø CO j | | | |
| ¦ #q ØCO j | | | |
| #q ØCO j 8AÑ | | | |
| **MŽ#q ØCO j Ö** | | | |
| K¯ O O!n | | | |
| Ä j h | | | |
| ¦ ] Ö H x6Ñ | | | |
| "h5 j | | | |
| 0 CqCO j | | | |
| K¯ O Ä !n | | | |
| K¯ O Ä 6| ;ÚGœ | | | |
| N´AÑCO j | | | |
| FB & f,ú | | | |
| FB & p Ç0>CO j | | | |
| ¦ MŽ#q ØCO j | | | |
| MŽ#q ØCO j 8AÑ | | | |
| CO j 8AÑ | | | |
| **p 965 s,ú Ä F6Ñ L s,ú Å Ö** | | | |
| Î fCt \ Ä F6Ñ \ Å | | | |
| ¦ s,ú § | | | |
| ¦ ] Ö H x6Ñ | | | |
| "h5 j | | | |
| Ct \ œ0 | | | |
| ÿ Ö Ã ˆ6Ñ | | | |
| ¦ 5, 8 f,ú | | | |
| CN© Ø 7 | | | |
| ,ø ‰ œ0 | | | |
| Z 6G} Y#Ö | | | |
| p 965 s,ú Ä F6Ñ L s,ú Å 8AÑ | | | |
| CO j ¼ p 965 s ,ú Ä F6Ñ L s,ú Å kAÑ | | | |

œ (COCS ê Ö H Ÿ:= k1Ñ JAÑ ŒCOCS ê Ö â JAÑ j ´COCS ê ÖC¥)¹8é

**8 ¦ Y#Ö>˜**

¤ ü 8

… } s 1/ý ê"A 1

| N©- | Lt# | ¤ Ö | ¤ Ö |
|---|---|---|---|
| 0 Ã:U J k f • | | | |
| ¦ ] Ö:U J f • 3 Ã | | | |
| Y Ÿ f • | | | |
| "CŠ Ci | | | |
| {5 Ci ú “H f • | | | |
| ¼ Ã:U J k @ \ | | | |
| ¦ ] Ö:U J @ \ 3 Ã | | | |

| | | | |
|---|---|---|---|
| | | | |
| | | | |
| | | | |
| | | | |
| | | | |
| | | | |
| | 62 | 17,945,755.65 | 13,372,109.04 |
| | 63 | 545,583,163.10 | 475,295,589.14 |
| | 64 | 67,353,954.16 | 66,260,619.40 |
| | 65 | 100,432,109.56 | 51,662,600.33 |
| | 66 | 10,572,615.09 | 8,161,112.23 |
| | | 13,868,401.31 | 9,102,831.69 |
| | | 3,767,956.75 | 880,411.68 |
| | 67 | 8,180,426.07 | 42,477,354.36 |
| “ ” | 68 | -3,661,680.17 | -494,426.76 |
| | | | |
| | | | |
| “ ” | | | |
| “ - ” | | | |
| “ ” | | | |
| “ - ” | 71 | -3,232,745.09 | -10,185,755.10 |
| “ - ” | 72 | -1,447,990.85 | -724,483.47 |
| “ ” | 73 | -90,383.42 | -200,130.39 |
| “ ” | | 66,556,518.18 | 134,172,780.68 |
| | 74 | 16,576,571.02 | 1,604,680.64 |
| | 75 | 1,469,159.22 | 1,388,308.40 |
| “ ” | | 81,663,929.98 | 134,389,152.92 |
| | 76 | 12,108,022.35 | 12,886,670.85 |
| “ ” | | 69,555,907.63 | 121,502,482.07 |
| | | | |
| 1. “ ” | | 69,555,907.63 | 121,502,482.07 |
| 2. “ ” | | | |
| | | | |

| | | | |
|---|---|---|---|
| 1. “ - ” | | 72,137,858.48 | 121,502,482.07 |
| 2. “ - ” | | -2,581,950.85 | |
| | | | |
| | | | |
| 1 | | | |
| 1 | | | |
| 2 | | | |
| 3 | | | |
| 4 | | | |
| 2 | | | |
| 1 | | | |
| 2 | | | |
| 3 | | | |
| 4 | | | |
| 5 | | | |
| 6 | | | |
| 7 | | | |
| | | | |
| | | 69,555,907.63 | 121,502,482.07 |
| | | 72,137,858.48 | 121,502,482.07 |
| | | -2,581,950.85 | |
| | | | |
| ( / ) | | 0.18 | 0.32 |
| ( / ) | | 0.18 | 0.32 |

0 ,

0

2021 1—12

: :

| | | 2021 | 2020 |
|---|---|---|---|

| | | | |
|---|---|---|---|
| | 4 | 927,359,499.57 | 866,743,696.68 |
| | 4 | 320,889,161.60 | 261,669,275.72 |
| | | 12,322,767.43 | 10,611,159.82 |
| | | 432,482,355.25 | 332,975,278.80 |
| | | 27,144,019.36 | 30,597,862.13 |
| | | 79,384,986.53 | 48,662,129.77 |
| | | 7,529,814.95 | 2,142,667.20 |
| | | 10,368,677.07 | 2,877,518.47 |
| | | 3,238,438.32 | 599,098.55 |
| | | 5,194,437.03 | 36,053,399.50 |
| “ ” | 5 | -3,391,944.44 | -116,330.63 |
| | | | |
| | | | |
| “ - ” | | | |
| “ ” | | | |
| “ - ” | | -1,659,697.39 | -14,182,925.06 |
| “ - ” | | -426,113.44 | -24,808.85 |
| “ ” | | | -61,854.69 |
| “ ” | | 47,323,076.21 | 201,752,803.51 |
| | | 16,182,617.99 | 1,438,112.89 |
| | | 557,891.23 | 1,209,482.80 |
| “ ” | | 62,947,802.97 | 201,981,433.60 |
| | | 473,585.26 | 24,921,201.91 |
| “ ” | | 62,474,217.71 | 177,060,231.69 |
| “ ” | | 62,474,217.71 | 177,060,231.69 |
| “ ” | | | |
| | | | |
| | | | |
| 1. | | | |
| 2. | | | |
| 3. | | | |

| | | | |
|---|---|---|---|
| 4. | | | |
| | | | |
| 1. | | | |
| 2. | | | |
| 3. | | | |
| 4. | | | |
| 5. | | | |
| 6. | | | |
| 7. | | | |
| | | 62,474,217.71 | 177,060,231.69 |
| | | | |
| ( / ) | | | |
| ( / ) | | | |

2021 1—12

| | | 2021 | 2020 |
|---|---|---|---|
| | | | |
| | | 1,325,979,488.63 | 1,045,583,975.28 |
| | | | |
| | | | |
| | | | |
| | | | |
| | | | |
| | | | |
| | | | |
| | | | |
| | | | |
| | | | |
| | | | |
| | | 9,345,938.02 | 1,692,258.23 |
| | 78 | 73,020,288.58 | 55,926,590.40 |
| | | 1,408,345,715.23 | 1,103,202,823.91 |

| | | | |
|---|---|---|---|
| | | 441,202,747.64 | 317,808,324.76 |
| | | | |
| | | | |
| | | | |
| | | | |
| | | | |
| | | | |
| | | 203,982,887.42 | 150,598,055.26 |
| | | 133,923,698.34 | 151,307,805.86 |
| | 78 | 526,752,489.06 | 480,188,745.45 |
| | | 1,305,861,822.46 | 1,099,902,931.33 |
| | | 102,483,892.77 | 3,299,892.58 |
| | | | |
| | | 14,111,693.15 | 210,722,753.40 |
| | | | |
| | | 110,960.00 | 76,860.00 |
| | | | |
| | 78 | 20,303,722.22 | |
| | | 34,526,375.37 | 210,799,613.40 |
| | | 137,623,968.81 | 59,415,138.73 |
| | | 14,000,000.00 | 209,000,000.00 |
| | | | |
| | | | |
| | 78 | | 20,000,000.00 |
| | | 151,623,968.81 | 288,415,138.73 |
| | | -117,097,593.44 | -77,615,525.33 |
| | | | |
| | | 4,900,000.00 | 173,119,000.00 |
| | | 4,900,000.00 | |
| | | 464,219,100.00 | 242,271,500.00 |
| | 78 | 12,080,000.00 | 1,870,000.00 |
| | | 481,199,100.00 | 417,260,500.00 |
| | | 238,575,000.00 | 98,892,686.00 |

| | | | |
|---|---|---|---|
| | | 73,748,333.21 | 7,995,929.26 |
| | | | |
| | 78 | 22,559,664.39 | 49,268,108.75 |
| | | 334,882,997.60 | 156,156,724.01 |
| | | 146,316,102.40 | 261,103,775.99 |
| | | | |
| | | 131,702,401.73 | 186,788,143.24 |
| | | 340,877,444.02 | 154,089,300.78 |
| | | 472,579,845.75 | 340,877,444.02 |

2021 1—12

: :

| | | 2021 | 2020 |
|---|---|---|---|
| | | | |
| | | 981,284,540.50 | 808,562,785.07 |
| | | 4,957,744.42 | 1,524,321.14 |
| | | 323,567,540.29 | 45,147,204.31 |
| | | 1,309,809,825.21 | 855,234,310.52 |
| | | 246,373,793.51 | 182,480,984.05 |
| | | 81,495,056.03 | 50,724,322.42 |
| | | 97,902,380.35 | 121,374,781.03 |
| | | 868,873,820.94 | 560,096,691.33 |
| | | 1,294,645,050.83 | 914,676,778.83 |
| | | 15,164,774.38 | -59,442,468.31 |
| | | | |
| | | 14,111,693.15 | 210,722,753.40 |
| | | | |
| | | 62,430.00 | 12,760.00 |
| | | | |

| | | | |
|---|---|---|---|
| | | 20,303,722.22 | |
| | | 34,477,845.37 | 210,735,513.40 |
| | | 105,359,432.55 | 34,472,500.48 |
| | | 19,100,000.00 | 209,000,000.00 |
| | | | |
| | | | 20,000,000.00 |
| | | 124,459,432.55 | 263,472,500.48 |
| | | -89,981,587.18 | -52,736,987.08 |
| | | | |
| | | | 173,119,000.00 |
| | | 343,285,600.00 | 144,500,000.00 |
| | | | |
| | | 343,285,600.00 | 317,619,000.00 |
| | | 123,000,000.00 | 40,000,000.00 |
| | | 69,490,793.17 | 3,993,633.30 |
| | | 3,587,160.00 | 19,422,108.75 |
| | | 196,077,953.17 | 63,415,742.05 |
| | | 147,207,646.83 | 254,203,257.95 |
| | | | |
| | | 72,390,834.03 | 142,023,802.56 |
| | | 271,862,009.41 | 129,838,206.85 |
| | | 344,252,843.44 | 271,862,009.41 |

2021 1—12

: :

| | 2021 | | | | | | | | | | | | | |
|---|---|---|---|---|---|---|---|---|---|---|---|---|---|---|
| | | | | | | | | | | | | | | |
| | ( ) | | | | | | | | | | | | | |
| | 400,108,752.00 | | | | 290,564,747.73 | | | | 43,947,299.35 | | 181,857,002.80 | | 916,477,801.88 | | 916,477,801.88 |
| | | | | | | | | | | | -393,422.07 | | -393,422.07 | | -393,422.07 |
| | | | | | | | | | | | | | | | |
| | | | | | | | | | | | | | | | |
| | | | | | | | | | | | | | | | |
| | 400,108,752.00 | | | | 290,564,747.73 | | | | 43,947,299.35 | | 181,463,580.73 | | 916,084,379.81 | | 916,084,379.81 |
| | | | | | | | | | 6,247,421.77 | | 5,874,123.91 | | 12,121,545.68 | 2,318,049.15 | 14,439,594.83 |

| | | | | | | | | | | | | | | | |
|---|---|---|---|---|---|---|---|---|---|---|---|---|---|---|---|
| “ ” | | | | | | | | | | | | | | | |
| | | | | | | | | | | | 72,137,858.48 | | 72,137,858.48 | -2,581,950.85 | 69,555,907.63 |
| | | | | | | | | | | | | | | 4,900,000.00 | 4,900,000.00 |

1



3

η

| | | | | | | | | | | | | | | | |
|---|---|---|---|---|---|---|---|---|---|---|---|---|---|---|---|
| | | | | | | | | | | | | | | | |
| 6 | | | | | | | | | | | | | | | |
| | | | | | | | | | | | | | | | |
| 1 | | | | | | | | | | | | | | | |
| 2 | | | | | | | | | | | | | | | |
| | | | | | | | | | | | | | | | |
| | 400,108,752.00 | | | | 290,564,747.73 | | | | 50,194,721.12 | | 187,337,704.64 | | 928,205,925.49 | 2,318,049.15 | 930,523,974.64 |

| | 2020 | | | | | | | | | | | | | | |
|---|---|---|---|---|---|---|---|---|---|---|---|---|---|---|---|
| | | | | | | | | | | | | | | | |
| | ( ) | | | | | | | | | | | | | | |
| | 360,008,752.00 | | | | 179,625,095.50 | | | | 26,241,276.18 | | 78,060,543.90 | | 643,935,667.58 | | 643,935,667.58 |
| | | | | | | | | | | | | | | | |
| | | | | | | | | | | | | | | | |
| | | | | | | | | | | | | | | | |
| | | | | | | | | | | | | | | | |

| | | | | | | | | | | | | | | | | |
|---|---|---|---|---|---|---|---|---|---|---|---|---|---|---|---|---|
| | 360,008,752.00 | | | | 179,625,095.50 | | | | 26,241,276.18 | | 78,060,543.90 | | 643,935,667.58 | | 643,935,667.58 |
| “ ” | 40,100,000.00 | | | | 110,939,652.23 | | | | 17,706,023.17 | | 103,796,458.90 | | 272,542,134.30 | | 272,542,134.30 |
| | | | | | | | | | | | 121,502,482.07 | | 121,502,482.07 | | 121,502,482.07 |
| | 40,100,000.00 | | | | 110,939,652.23 | | | | | | | | 151,039,652.23 | | 151,039,652.23 |
| 1 | 40,100,000.00 | | | | 110,939,652.23 | | | | | | | | 151,039,652.23 | | 151,039,652.23 |
| 2 | | | | | | | | | | | | | | | |
| 3 | | | | | | | | | | | | | | | |
| 4 | | | | | | | | | | | | | | | |
| | | | | | | | | | 17,706,023.17 | | -17,706,023.17 | | | | |
| 1 | | | | | | | | | 17,706,023.17 | | -17,706,023.17 | | | | |
| 2 | | | | | | | | | | | | | | | |
| 3 | | | | | | | | | | | | | | | |
| 4 | | | | | | | | | | | | | | | |
| | | | | | | | | | | | | | | | |
| 1 | | | | | | | | | | | | | | | |

| | | | | | | | | | | | | | | | |
|---|---|---|---|---|---|---|---|---|---|---|---|---|---|---|---|
| 2 | | | | | | | | | | | | | | | |
| 3 | | | | | | | | | | | | | | | |
| 4 | | | | | | | | | | | | | | | |
| 5 | | | | | | | | | | | | | | | |
| 6 | | | | | | | | | | | | | | | |
| | | | | | | | | | | | | | | | |
| 1 | | | | | | | | | | | | | | | |
| 2 | | | | | | | | | | | | | | | |
| | | | | | | | | | | | | | | | |
| | 400,108,752.00 | | | | 290,564,747.73 | | | | 43,947,299.35 | | 181,857,002.80 | | 916,477,801.88 | | 916,477,801.88 |

2021 1—12

: :

| | 2021 | | | | | | | | | | |
|---|---|---|---|---|---|---|---|---|---|---|---|
| | ( ) | | | | | | | | | | |
| | 400,108,752.00 | | | | 281,559,102.19 | | | | 43,947,299.35 | 244,523,724.97 | 970,138,878.51 |
| | | | | | | | | | | | |
| | | | | | | | | | | | |

| | | | | | | | | | | | |
|---|---|---|---|---|---|---|---|---|---|---|---|
| | 400,108,752.00 | | | | 281,559,102.19 | | | | 43,947,299.35 | 244,523,724.97 | 970,138,878.51 |
| “ ” | | | | | | | | | 6,247,421.77 | -3,789,516.86 | 2,457,904.91 |
| | | | | | | | | | | 62,474,217.71 | 62,474,217.71 |
| | | | | | | | | | | | |
| 1 | | | | | | | | | | | |
| 2 | | | | | | | | | | | |
| 3 | | | | | | | | | | | |
| 4 | | | | | | | | | | | |
| | | | | | | | | | 6,247,421.77 | -66,263,734.57 | -60,016,312.80 |
| 1 | | | | | | | | | 6,247,421.77 | -6,247,421.77 | |
| 2 | | | | | | | | | | -60,016,312.80 | -60,016,312.80 |
| 3 | | | | | | | | | | | |
| | | | | | | | | | | | |
| 1 | | | | | | | | | | | |

| | | | | | | | | | | | |
|---|---|---|---|---|---|---|---|---|---|---|---|
| 2 | | | | | | | | | | | |
| 3 | | | | | | | | | | | |
| 4 | | | | | | | | | | | |
| 5 | | | | | | | | | | | |
| 6 | | | | | | | | | | | |
| | | | | | | | | | | | |
| 1 | | | | | | | | | | | |
| 2 | | | | | | | | | | | |
| | | | | | | | | | | | |
| | 400,108,752.00 | | | | 281,559,102.19 | | | | 50,194,721.12 | 240,734,208.11 | 972,596,783.42 |

| | 2020 | | | | | | | | | | |
|---|---|---|---|---|---|---|---|---|---|---|---|
| | ( ) | | | | | | | | | | |
| | 360,008,752.00 | | | | 170,619,449.96 | | | | 26,241,276.18 | 85,169,516.45 | 642,038,994.59 |
| | | | | | | | | | | | |
| | | | | | | | | | | | |
| | | | | | | | | | | | |
| | 360,008,752.00 | | | | 170,619,449.96 | | | | 26,241,276.18 | 85,169,516.45 | 642,038,994.59 |
| | 40,100,000.00 | | | | 110,939,652.23 | | | | 17,706,023.17 | 159,354,208.52 | 328,099,883.92 |

| | | | | | | | | | | | |
|---|---|---|---|---|---|---|---|---|---|---|---|
| “ ” | | | | | | | | | | | |
| | | | | | | | | | | 177,060,231.69 | 177,060,231.69 |

4

1.

√ □

2005 6 22

4601001007124

1,000 2015 12 31

2016 3 7

91460100774262258E 400,108,752.00

400,108,752.00 1 A 306,768,000

A 93,340,752 2020 7 10

“ ”

168 6

2022 4 27

2.

√ □

6

1.

2.

√ □

12

√ □

**1.**

**2.**

1 1 12 31

**3.**

√ □

12

**4.**

**5.**

√ □

1.

2.

**6.**

√ □

33 ——

2)

3)

4)

3

1

2

23 ——

3 1) 2) 1)

14 ——

4

4

1)

23 ——

2)

3.

(1)

(2)

(1)

(2)

(1)

(2)

4.

(1)
(2)

(3)

5.
1

14 ——

14 ——

14 ——

14 ——

| | | | |
|---|---|---|---|
| 3 | 100.00 | 100.00 | 100.00 |

6.

(1)

(2)

**11.**

□ √

**12.**

□ √

**13.**

□ √

**14.**

□ √

**15.**

√ □

1.

2.

3.

4.

5.

**16.**

**(1).**

√ □

( )

**(2).**

□ √

**17.**

□ √

**18.**

**(1).**

□ √

**19.**

**(1).**

□ √

**20.**

**(1).**

□ √

**21.**

√ □

1.

2.

(1)

“

” “ ”

“ ”

(2)

1)

2) “ ” “ ”

“ ”

(3)

12 ——

7 ——

3.

4.

(1)

22 ——

(2)

1) “ ”

2) “ ”

**22.**

**23.**

**(1).**

√ □

**(2).**

√ □

| | | | | |
|---|---|---|---|---|
| | | 20-35 | 5 | 2.71-4.75 |
| | | 3-10 | 5 | 9.50-31.67 |
| | | 3-10 | 5 | 9.50-31.67 |
| | | 3-5 | 5 | 19.00-31.67 |

**(3).**

□ √

**24.**

√ □

1.

2.

**25.**

√ □

1.

2.

(1) 1) 2)
3)
(2)
3

(3)

3.

**26.**

□ √

**27.**

□ √

**28.**

√ □

1) 2)
3)
4)

**29.**

**(1).**

√ □

1.

2.

| | ( ) |
|---|---|
| | 44.75-50.00 |
| | 5 |
| | 10 |

| | |
|---|---|
| | 10 |

**(2).**

√ □

(1)

(2) (3)

(4)

(5)

**30.**

√ □

**31.**

√ □

1 1

**32.**

**(1).**

√ □

( )

33.

(1).

√ □

(2).

√ □

(1)

(2)

1)

2)

3)

(3).

√ □

(1) (2)

(4).

√ □

34.

√ □

**37.**

□ √

**38.**

**(1).**

√ □

1

(1) (2)

(3)

(1)

(2)

(3)

(4)

(5) (6)

2

(1)

(2)

(3)

(4)

3

**(2).**

□ √

**39.**

√ □

1.

2.

3.

**40.**

√ □

1. (1) (2)

2.

3.

4.

5.

(1)

(2)

**41.** ***/***

√ □

1.

2.

3.

4.

(1) (2)

**42.**

**(1).**

√ □

**(2).**

√ □

**(3).**

√ □

12

(1)

1) 2)

3)

4)

(2)

**43.**

√ □

**1.**

**2.**

3.

**44.**

**(1).**

√ □

| | | ( ) |
|---|---|---|
| < 21 —— 2018 35 | | |

| | | |
|---|---|---|
| “ ”<br>2021 1 1 | | |
| | | |

1. 2021 1 1 21
——

(1)

(30)

1) 2021 1 1

| | | | |
|---|---|---|---|
| | 2020 12 31 | | 2021 1 1 |
| | | 945,481.28 | 945,481.28 |
| | 20,694,942.02 | 338,301.09 | 21,033,243.11 |
| | | 554,479.99 | 554,479.99 |
| | 181,857,002.80 | -393,422.07 | 181,463,580.73 |
| | 9,674,696.63 | -446,122.27 | 9,228,574.36 |

2) 5%

3)

12

(2)

(3)

(4)

14 ——

2. 2021 1 26 2021 14

3. 2021 12 31 15 “
”

**(2).**

□ √

**(3).2021**

√ □

: :

| | 2020 12 31 | 2021 1 1 | |
|---|---|---|---|
| | | | |
| | 345,877,444.02 | 345,877,444.02 | |
| | | | |
| | | | |
| | | | |
| | | | |
| | | | |
| | 270,258,919.49 | 270,258,919.49 | |
| | 113,684,138.73 | 113,684,138.73 | |
| | 9,674,696.63 | 9,228,574.36 | -446,122.27 |
| | | | |
| | | | |
| | | | |
| | 30,357,653.64 | 30,357,653.64 | |
| | | | |
| | | | |
| | | | |
| | 185,990,670.02 | 185,990,670.02 | |
| | | | |
| | | | |
| | | | |

| | | | |
|---|---|---|---|
| | 3,793,471.85 | 3,793,471.85 | |
| | 959,636,994.38 | 959,190,872.11 | -446,122.27 |
| | | | |
| | | | |
| | | | |
| | | | |
| | | | |
| | | | |
| | | | |
| | | | |
| | | | |
| | 394,057,012.60 | 394,057,012.60 | |
| | 22,731,399.43 | 22,731,399.43 | |
| | | | |
| | | | |
| | | 945,481.28 | 945,481.28 |
| | 124,873,013.71 | 124,873,013.71 | |
| | 4,080,240.57 | 4,080,240.57 | |
| | | | |
| | 707,317.72 | 707,317.72 | |
| | 15,073,912.84 | 15,073,912.84 | |
| | | | |
| | 561,522,896.87 | 562,468,378.15 | 945,481.28 |
| | 1,521,159,891.25 | 1,521,659,250.26 | 499,359.01 |
| | | | |
| | 210,278,118.94 | 210,278,118.94 | |
| | | | |
| | | | |
| | | | |
| | | | |
| | 7,003,474.75 | 7,003,474.75 | |
| | 147,916,757.99 | 147,916,757.99 | |
| | | | |
| | 83,092,783.37 | 83,092,783.37 | |
| | | | |
| | | | |
| | | | |
| | | | |
| | 17,585,351.20 | 17,585,351.20 | |
| | 20,222,771.41 | 20,222,771.41 | |
| | 26,927,486.94 | 26,927,486.94 | |
| | | | |
| | | | |

| | | | |
|---|---|---|---|
| | | | |
| | | | |
| | | | |
| | 20,694,942.02 | 21,033,243.11 | 338,301.09 |
| | 10,802,061.91 | 10,802,061.91 | |
| | 544,523,748.53 | 544,862,049.62 | 338,301.09 |
| | | | |
| | | | |
| | 52,046,666.66 | 52,046,666.66 | |
| | | | |
| | | | |
| | | | |
| | | 554,479.99 | 554,479.99 |
| | | | |
| | | | |
| | | | |
| | 8,111,674.18 | 8,111,674.18 | |
| | | | |
| | | | |
| | 60,158,340.84 | 60,712,820.83 | 554,479.99 |
| | 604,682,089.37 | 605,574,870.45 | 892,781.08 |
| | | | |
| | 400,108,752.00 | 400,108,752.00 | |
| | | | |
| | | | |
| | | | |
| | 290,564,747.73 | 290,564,747.73 | |
| | | | |
| | | | |
| | | | |
| | 43,947,299.35 | 43,947,299.35 | |
| | | | |
| | 181,857,002.80 | 181,463,580.73 | -393,422.07 |
| | 916,477,801.88 | 916,084,379.81 | -393,422.07 |
| | | | |
| | 916,477,801.88 | 916,084,379.81 | -393,422.07 |
| | 1,521,159,891.25 | 1,521,659,250.26 | 499,359.01 |

√ □

2018 < 21 ——

2018 35 2021 1 1

: :

| | 2020 12 31 | 2021 1 1 | |
|---|---|---|---|
| | | | |
| | 271,862,009.41 | 271,862,009.41 | |
| | | | |
| | | | |
| | | | |
| | 201,094,356.70 | 201,094,356.70 | |
| | 26,157,041.57 | 26,157,041.57 | |
| | 3,322,042.96 | 3,322,042.96 | |
| | 268,592,388.81 | 268,592,388.81 | |
| | | | |
| | | | |
| | 89,034,681.92 | 89,034,681.92 | |
| | | | |
| | | | |
| | | | |
| | 20,934.67 | 20,934.67 | |
| | 860,083,456.04 | 860,083,456.04 | |
| | | | |
| | | | |
| | | | |
| | | | |
| | 160,800,000.00 | 160,800,000.00 | |
| | | | |
| | | | |
| | | | |
| | 164,168,741.75 | 164,168,741.75 | |
| | 21,955,091.49 | 21,955,091.49 | |
| | | | |
| | | | |
| | | | |
| | 49,008,285.85 | 49,008,285.85 | |
| | 4,080,240.57 | 4,080,240.57 | |
| | | | |

| | | | |
|---|---|---|---|
| | 152,525.53 | 152,525.53 | |
| | 1,745,737.98 | 1,745,737.98 | |
| | | | |
| | 401,910,623.17 | 401,910,623.17 | |
| | 1,261,994,079.21 | 1,261,994,079.21 | |
| | | | |
| | 104,586,826.39 | 104,586,826.39 | |
| | | | |
| | | | |
| | | | |
| | 82,053,717.52 | 82,053,717.52 | |
| | | | |
| | 11,099,147.39 | 11,099,147.39 | |
| | 6,617,679.81 | 6,617,679.81 | |
| | 19,242,477.70 | 19,242,477.70 | |
| | 23,824,955.06 | 23,824,955.06 | |
| | | | |
| | | | |
| | | | |
| | | | |
| | 1,442,889.23 | 1,442,889.23 | |
| | 248,867,693.10 | 248,867,693.10 | |
| | | | |
| | 40,046,666.66 | 40,046,666.66 | |
| | | | |
| | | | |
| | | | |
| | | | |
| | | | |
| | | | |
| | | | |
| | 2,940,840.94 | 2,940,840.94 | |
| | | | |
| | | | |
| | 42,987,507.60 | 42,987,507.60 | |
| | 291,855,200.70 | 291,855,200.70 | |
| | | | |
| | 400,108,752.00 | 400,108,752.00 | |
| | | | |
| | | | |
| | | | |
| | 281,559,102.19 | 281,559,102.19 | |
| | | | |

| | | | |
|---|---|---|---|
| | | | |
| | | | |
| | 43,947,299.35 | 43,947,299.35 | |
| | 244,523,724.97 | 244,523,724.97 | |
| | 970,138,878.51 | 970,138,878.51 | |
| | 1,261,994,079.21 | 1,261,994,079.21 | |

□ √

**(4).2021**

□ √

**45.**

□ √

**1.**

√ □

| | | |
|---|---|---|
| | | 13% 9% 6% 5% |
| | | |
| | | |
| | | 7% |
| | | 9% 15% 20% 25% |
| | 30.00% 1.2% 12% | 1.2% 12% |
| | | 3% |
| | | 2% |

√ □

| | % |
|---|---|
| | 9% |
| | 15% |
| | 15% |

| | |
|---|---|
| | 20% |
| | 25% |

**2.**

√ □

1.

2014 5

C

2016 895 22

2018 472

2021 9%

2.

2014 5

2019 24

2021

15%

3. 2019 11 2019

2019 15%

4.

2021 12

100 12.5% 20%

100 300 50%

20%

**3.**

□ √

**1**

√ □

| | | |
|---|---|---|
| | 57,549.01 | 72,245.25 |
| | 472,501,492.24 | 345,776,864.17 |
| | 15,121,798.73 | 28,334.60 |
| | 487,680,839.98 | 345,877,444.02 |
| | | |

□ √

5

(1).

√ □

| | |
|---|---|
| 1 | |
| 1 | |
| | |
| | |
| 1 | 328,891,304.69 |
| 1 2 | 29,400,276.21 |
| 2 3 | 2,422,154.24 |
| 3 | 1,796,301.29 |
| 3 4 | |
| 4 5 | |
| 5 | |
| | |
| | |
| | 362,510,036.43 |

(2).

√ □

| | | | | | | | | | |
|---|---|---|---|---|---|---|---|---|---|
| | | | | | | | | | |
| | | | | | | | | | |
| | | (%) | | (%) | | | (%) | | (%) | |

| | | | | | | | | | | |
|---|---|---|---|---|---|---|---|---|---|---|
| | | | | | | | | | | |
| | | | | | | | | | | |
| | | | | | | | | | | |
| | | | | | | | | | | |
| | 362,510,036.43 | 100.00 | 22,383,983.92 | 6.17 | 340,126,052.51 | 287,239,874.68 | 100.00 | 16,980,955.19 | 5.91 | 270,258,919.49 |
| | | | | | | | | | | |
| | 362,510,036.43 | 100.00 | 22,383,983.92 | 6.17 | 340,126,052.51 | 287,239,874.68 | 100.00 | 16,980,955.19 | 5.91 | 270,258,919.49 |
| | | | | | | | | | | |
| | 362,510,036.43 | / | 22,383,983.92 | / | 340,126,052.51 | 287,239,874.68 | / | 16,980,955.19 | / | 270,258,919.49 |

□ √

√ □

| | |
|---|---|

| | | | % |
|---|---|---|---|
| 1 | 328,891,304.69 | 16,436,577.88 | 5.00 |
| 1-2 | 29,400,276.21 | 2,940,027.62 | 10.00 |
| 2-3 | 2,422,154.24 | 1,211,077.13 | 50.00 |
| 3 | 1,796,301.29 | 1,796,301.29 | 100.00 |
| | 362,510,036.43 | 22,383,983.92 | 6.17 |

□ √

□ √

**(3).**

√ □

| | | | | | | |
|---|---|---|---|---|---|---|
| | | | | | | |
| | 16,980,955.19 | 5,554,687.43 | | 151,658.70 | | 22,383,983.92 |
| | | | | | | |
| | 16,980,955.19 | 5,554,687.43 | | 151,658.70 | | 22,383,983.92 |

□ √

**(4).**

√ □

| | |
|---|---|
| | 151,658.70 |

□ √

□ √

**(5).**

√ □

| | | (%) | |
|---|---|---|---|
| 1 | 34,187,779.00 | 9.43 | 1,713,500.20 |
| 2 | 20,259,495.30 | 5.59 | 1,649,938.14 |
| 3 | 14,761,783.50 | 4.07 | 769,483.08 |
| 4 | 11,073,206.62 | 3.05 | 648,907.92 |
| 5 | 10,990,099.00 | 3.03 | 549,504.95 |
| | 91,272,363.42 | 25.17 | 5,331,334.29 |

**(6).**

□ √

**(7).**

□ √

□ √

**6**

√ □

| | | |
|---|---|---|
| | 15,289,373.15 | 113,684,138.73 |
| | 15,289,373.15 | 113,684,138.73 |

□ √

□ √

√ □

| | | | (%) | |
|---|---|---|---|---|
| | 15,289,373.15 | | | |

| | | | | |
|---|---|---|---|---|
| | 15,289,373.15 | | | |

| | |
|---|---|
| | 194,506,192.19 |
| | 194,506,192.19 |

6

**7**

**(1).**

√ □

| | | | | |
|---|---|---|---|---|
| | | | | |
| | | (%) | | (%) |
| 1 | 11,432,385.00 | 95.67 | 8,481,511.07 | 91.90 |
| 1 2 | 420,545.00 | 3.52 | 704,126.60 | 7.63 |
| 2 3 | 96,200.00 | 0.81 | 42,936.69 | 0.47 |
| 3 | 526.55 | | | |
| | 11,949,656.55 | 100.00 | 9,228,574.36 | 100.00 |

1

1

**(2).**

√ □

| | | |
|---|---|---|
| | | (%) |
| 1 | 1,560,436.00 | 13.06 |
| 2 | 1,347,872.40 | 11.28 |
| 3 | 1,095,307.44 | 9.17 |
| 4 | 900,148.26 | 7.53 |
| 5 | 643,967.97 | 5.39 |

| | | |
|---|---|---|
| | 5,547,732.07 | 46.43 |

□ √

**8**

√ □

| | | |
|---|---|---|
| | | |
| | | |
| | 4,183,678.16 | 30,357,653.64 |
| | 4,183,678.16 | 30,357,653.64 |

□ √

**(1).**

□ √

**(2).**

□ √

**(3).**

□ √

□ √

**(4).**

□ √

**(5).** **1**

□ √

**(6).**

□ √

□ √

**(7).**

√ □

| | |
|---|---|
| 1 | |
| 1 | |
| | |
| | |
| 1 | 4,029,860.69 |
| 1 2 | 330,100.00 |
| 2 3 | 116,441.00 |
| 3 | 40,480.50 |
| 3 4 | |
| 4 5 | |
| 5 | |
| | |
| | |
| | 4,516,882.19 |

**(8).**

√ □

| | | |
|---|---|---|
| | 2,754,630.20 | 10,995,365.68 |
| | 1,014,301.02 | 923,081.66 |
| | 584,091.14 | 1,243,009.04 |
| | 163,859.83 | 445,176.47 |
| | | 20,091,972.22 |
| | 4,516,882.19 | 33,698,605.07 |

**(9).**

√ □

| | | | | |
|---|---|---|---|---|
| | | | | |
| | 12 | | | |

| | | ( ) | ( ) | |
|---|---|---|---|---|
| 2021 1 1 | 1,137,790.82 | 287,580.11 | 1,915,580.50 | 3,340,951.43 |
| 2021 1 1 | | | | |
| -- | | | | |
| -- | | | | |
| -- | | | | |
| -- | | | | |
| | -932,771.23 | 483,428.89 | -1,872,600.00 | -2,321,942.34 |
| | | | | |
| | | | | |
| | 3,526.56 | 679,778.50 | 2,500.00 | 685,805.06 |
| | | | | |
| 2021 12 31 | 201,493.03 | 91,230.50 | 40,480.50 | 333,204.03 |

□ √

□ √

**(10).**

□ √

√ □

| | | / | | | / | |
|---|---|---|---|---|---|---|
| | 113,913,690.90 | 160,454.11 | 113,753,236.79 | 95,279,083.50 | 9,437.91 | 95,269,645.59 |
| | 15,870,671.23 | | 15,870,671.23 | 14,020,789.75 | | 14,020,789.75 |
| | 84,896,894.09 | 1,295,771.57 | 83,601,122.52 | 77,410,554.01 | 710,319.33 | 76,700,234.68 |
| | | | | | | |
| | | | | | | |
| | | | | | | |
| | | | | | | |
| | | | | | | |
| | 214,681,256.22 | 1,456,225.68 | 213,225,030.54 | 186,710,427.26 | 719,757.24 | 185,990,670.02 |

**(2).**

√ □

| | | | | | | |
|---|---|---|---|---|---|---|
| | | | | | | |
| | 9,437.91 | 152,219.28 | | 1,203.08 | | 160,454.11 |
| | | | | | | |
| | 710,319.33 | 1,295,771.57 | | 710,319.33 | | 1,295,771.57 |
| | | | | | | |
| | | | | | | |
| | | | | | | |
| | | | | | | |
| | | | | | | |
| | 719,757.24 | 1,447,990.85 | | 711,522.41 | | 1,456,225.68 |

| | | | |
|---|---|---|---|
| | | | |
| | | | / |

**(3).**

□ √

14

(1).

□ √

(2).

□ √

(3).

□ √

□ √

□ √

15

(1).

□ √

(2).

□ √

(3).

□ √

□ √

□ √

16

(1).

□ √

(2).

□ √

□ √

(3).

□ √

(4).

□ √

□ √

17

□ √

18

(1).

□ √

(2).

□ √

□ √

19

□ √

□ √

20

21

√ □

| | | |
|---|---|---|
| | 371,722,720.89 | 394,057,012.60 |
| | 0 | 0 |
| | 371,722,720.89 | 394,057,012.60 |

□ √

**(1).**

√ □

| | | | | | |
|---|---|---|---|---|---|
| | | | | | |
| 1. | 304,619,107.46 | 227,058,190.01 | 7,225,333.11 | 31,457,299.21 | 570,359,929.79 |
| 2. | | 10,260,977.93 | 108,996.20 | 688,631.48 | 11,058,605.61 |
| 1 | | 7,901,506.82 | 108,996.20 | 688,631.48 | 8,699,134.50 |
| 2 | | 2,359,471.11 | | | 2,359,471.11 |
| 3 | | | | | |
| | | | | | |
| | | | | | |
| 3. | | 3,360,308.50 | 41,343.00 | 250,838.83 | 3,652,490.33 |
| 1 | | 3,360,308.50 | 41,343.00 | 250,838.83 | 3,652,490.33 |
| 2 | | | | | |
| | | | | | |
| 4. | 304,619,107.46 | 233,958,859.44 | 7,292,986.31 | 31,895,091.86 | 577,766,045.07 |
| | | | | | |
| 1. | 38,779,459.63 | 109,773,381.814 | 5,437,377.43 | 22,312,698.19 | 176,302,917.19 |
| 2. | 9,345,918.36 | 20,399,657.18.18 | K | ? ш | ё' |

| | | | | | |
|---|---|---|---|---|---|
| | | | | | |
| | | | | | |
| 3 | | 2,817,301.13 | 39,375.85 | 219,581.40 | 3,076,258.38 |
| 1 | | 2,817,301.13 | 39,375.85 | 219,581.40 | 3,076,258.38 |
| | | | | | |
| | | | | | |
| 4. | 48,125,377.99 | 127,355,737.99 | 5,838,239.25 | 24,723,968.95 | 206,043,324.18 |
| | | | | | |
| 1. | | | | 37. 8 | |
| 2. | | | | | |
| 1 | | | | | |
| | | | | | |
| | | | | | |
| | | | | | |
| | | Ş | | | |
| | | M | | | |

| | | | | | | |
|---|---|---|---|---|---|---|
| | 113,349,713.34 | | 113,349,713.34 | 21,115,974.39 | | 21,115,974.39 |
| GMP | 10,743,961.91 | | 10,743,961.91 | | | |
| | 3,804,467.47 | | 3,804,467.47 | 1,386,348.52 | | 1,386,348.52 |
| | 149,689,166.54 | | 149,689,166.54 | 22,731,399.43 | | 22,731,399.43 |

**(2).**

√ □

| | | | | | | | | | | | | |
|---|---|---|---|---|---|---|---|---|---|---|---|---|
| | | | | | | | (%) | | | | (%) | |
| | 30,759.78 | 229,076.52 | 21,561,947.30 | | | 21,791,023.82 | 7.08 | 7.08 | | | | |
| | 58,870.43 | 21,115,974.39 | 92,233,738.95 | | | 113,349,713.34 | 19.25 | 16.00 | | | | |
| GMP | | | 10,743,961.91 | | | 10,743,961.91 | | | | | | |
| | | 1,386,348.52 | 4,777,590.06 | 2,359,471.11 | | 3,804,467.47 | | | | | | |
| | 89630.21 | 22,731,399.43 | 129,317,238.22 | 2,359,471.11 | | 149,689,166.54 | / | / | | | / | / |

(3).

□ √

□ √

(4).

□ √

23

(1).

□ √

(2).

□ √

□ √

24

□ √

25

√ □

| | | |
|---|---|---|
| | | |
| 1. | 1,668,921.43 | 1,668,921.43 |
| 2. | 10,409,267.69 | 10,409,267.69 |
| 1) | 10,409,267.69 | 10,409,267.69 |
| | | |
| 3. | | |
| | | |
| | | |
| 4. | 12,078,189.12 | 12,078,189.12 |
| | | |
| 1. | 723,440.15 | 723,440.15 |
| 2. | 3,408,757.38 | 3,408,757.38 |

| | | |
|---|---|---|
| (1) | 3,408,757.38 | 3,408,757.38 |
| | | |
| | | |
| 3. | | |
| (1) | | |
| | | |
| | | |
| 4. | 4,132,197.53 | 4,132,197.53 |
| | | |
| 1. | | |
| 2. | | |
| (1) | | |
| | | |
| | | |
| 3. | | |
| (1) | | |
| | | |
| | | |
| 4. | | |
| | | |
| 1. | 7,945,991.59 | 7,945,991.59 |
| 2. | 945,481.28 | 945,481.28 |

2020 12 31 (44)1(1)

**26**

**(1).**

√ □

| | | | | | | | |
|---|---|---|---|---|---|---|---|
| | | | | | | | |
| 1. | 80,997,556.96 | | | 2,131,672.96 | 71,912,959.90 | 32,680,000.00 | 187,722,189.82 |
| 2. | | | | 1,142,671.74 | | | 1,142,671.74 |
| (1) | | | | 1,142,671.74 | | | 1,142,671.74 |

| | | | | | | | |
|---|---|---|---|---|---|---|---|
| (2) | | | | | | | |
| (3) | | | | | | | |
| | | | | | | | |
| | | | | | | | |
| 3. | | | | | | | |
| (1) | | | | | | | |
| | | | | | | | |
| | | | | | | | |
| 4. | 80,997,556.96 | | | 3,274,344.70 | 71,912,959.90 | 32,680,000.00 | 188,864,861.56 |
| | | | | | | | |
| 1. | 4,200,350.58 | | | 1,119,282.87 | 40,502,988.06 | 17,026,554.60 | 62,849,176.11 |
| 2. | 1,642,304.04 | | | 461,764.14 | 6,624,467.77 | 3,295,462.18 | 12,023,998.13 |
| 1 | 1,642,304.04 | | | 461,764.14 | 6,624,467.77 | 3,295,462.18 | 12,023,998.13 |
| | | | | | | | |
| | | | | | | | |
| 3. | | | | | | | |
| (1) | | | | | | | |
| | | | | | | | |
| | | | | | | | |
| 4. | 5,842,654.62 | | | 1,581,047.01 | 47,127,455.83 | 20,322,016.78 | 74,873,174.24 |
| | | | | | | | |
| 1. | | | | | | | |
| 2. | | | | | | | |
| 1 | | | | | | | |
| | | | | | | | |
| | | | | | | | |
| 3. | | | | | | | |

| | | | | | | | |
|---|---|---|---|---|---|---|---|
| (1) | | | | | | | |
| | | | | | | | |
| | | | | | | | |
| 4. | | | | | | | |
| | | | | | | | |
| 1. | 75,154,902.34 | | | 1,693,297.69 | 24,785,504.07 | 12,357,983.22 | 113,991,687.32 |
| 2. | 76,797,206.38 | | | 1,012,390.09 | 31,409,971.84 | 15,653,445.40 | 124,873,013.71 |

0

**(2).**

□ √

□ √

**27**

√ □

| | | | | | | | | |
|---|---|---|---|---|---|---|---|---|
| | | | | | | | | |
| | 3,314,202.83 | 6,630,191.39 | | | | | | 9,944,394.22 |
| | 766,037.74 | 815,862.57 | | | | | | 1,581,900.31 |
| | | 8,400,000.00 | | | | | | 8,400,000.00 |
| | | 1,698,113.16 | | | | | | 1,698,113.16 |
| | 4,080,240.57 | 17,544,167.12 | | | | | | 21,624,407.69 |

28

(1).

√ □

| | | | | | | |
|---|---|---|---|---|---|---|
| | | | | | | |
| | 5,632,063.50 | | | | | 5,632,063.50 |
| | | | | | | |
| | 5,632,063.50 | | | | | 5,632,063.50 |

(2).

√ □

| | | | | | | |
|---|---|---|---|---|---|---|
| | | | | | | |
| | 5,632,063.50 | | | | | 5,632,063.50 |
| | | | | | | |
| | 5,632,063.50 | | | | | 5,632,063.50 |

(3).

□ √

(4).

√ □

2015

100.00%

5,632,063.50 2015

5,632,063.50

(5).

□ √

□ √

29

√ □

| | | |
|---|---|---|
| | | |
| | | |
| | 56,473,146.93 | 29,127,136.12 |

(5).

√ □

| | | | |
|---|---|---|---|
| 2020 | | | |
| 2021 | | 166,917.04 | |
| 2022 | | | |
| 2023 | 7,490,233.47 | 7,490,233.47 | |
| 2024 | 2,110,328.67 | 2,110,328.67 | |
| 2025 | 10,207,175.66 | 10,520,819.39 | |
| 2026 | 25,611,194.23 | | |
| | 45,418,932.03 | 20,288,298.57 | / |

□ √

31

□ √

32

(1).

√ □

| | | |
|---|---|---|
| | | 4,781,565.63 |
| | 100,113,055.56 | |
| | 221,574,305.64 | 57,345,658.46 |
| | | |
| | 57,217,740.74 | 148,150,894.85 |
| | 60,077,000.00 | |
| | 438,982,101.94 | 210,278,118.94 |

(2).

□ √

□ √

□ √

33

□ √

34

□ √

35

(1).

√ □

| | | |
|---|---|---|
| | 0 | 0 |
| | 44,749,980.75 | 7,003,474.75 |
| | 44,749,980.75 | 7,003,474.75 |

0

36

(1).

√ □

| | | |
|---|---|---|
| | 67,184,544.71 | 119,030,891.49 |
| | 8,095,334.88 | 10,150,612.11 |
| | 29,096,898.36 | 18,735,254.39 |
| | 104,376,777.95 | 147,916,757.99 |

(2). 1

□ √

□ √

37

(1).

□ √